



ID CHECKER FOR STATE AND FEDERAL ELECTIONS (even years)
(Turn over for even years)

ARRIVE: 5:00 AM
6:00 AM Polls **MUST** be open.

SIGN: Payroll sheets in the morning.

	VOTER IDENTIFICATION REQUIREMENTS	
<p style="color: red;">As prescribed by Connecticut General Statutes §9-261 below are the voter identification requirements for a STATE and FEDERAL ELECTION</p>		
<p>When a registered voter enters the polling place, they shall announce their street address, if any, and their name to the official checker(s) in a tone sufficiently loud and clear as to enable all election officials present to hear the same.</p>		
<p>A. Most registered voters shall present to the official checker(s) either:</p> <ul style="list-style-type: none">a. A Social Security Card;<li style="text-align: center;">orb. Any preprinted form of identification which shows the registered voter's:<ul style="list-style-type: none">i. Name and address, orii. Name and signature, oriii. Name and photograph<li style="text-align: center;">orc. Sign a statement under penalty of false statement that they are the registered voter whose name appears on the official check list.	<p>B. Each voter who registered to vote by mail for the first time and did not provide identification with their application, shall present to the official checker(s) either:</p> <ul style="list-style-type: none">a. A current and valid photo identification that shows the registered voter's name and address;<li style="text-align: center;">orb. A copy of a current utility bill, bank statement, government check, paycheck or other government document that shows the name and address of the registered voter.	

Please make sure the Voter Identification Requirements sheet is on the table visible to voters.

PROCEDURE: Voter announces his/her street address, if any, and name.

ID Checker asks: "To expedite the voter check-in process do you have an ID with you?"

If the voter does not have ID, please direct the voter to the Moderator or Assistant Registrar who will assist the voter to fill out an affidavit affirming the voter's identity. (Form # 3 in the Assistant Registrar's binder)

If a voter has no ID or refuses to show ID, it is not the job of the ID Checker to engage with the voter. Please promptly direct the voter to the Moderator or Assistant Registrar who will assist the voter. **IN MOST CASES THE VOTER CAN VOTE WITHOUT ID** if they are willing to fill out the appropriate paperwork.

For even years only, a voter with an asterisk (a voter who registered by mail for the first time and did not provide identification with the application) must present ID as described in B. on the Voter Identification Requirements sheet. The asterisk is located next to the voter's name in the official checker book.


TALLY SHEETS: Tally sheets are located in the back of the official checker book. Maintain a tally sheet of numbers of checked in voters by marking your sheet with a cross-count. (###)

Do not leave the polling place until dismissed by the Moderator.


ID CHECKER FOR MUNICIPAL ELECTIONS (odd years)
(Turn over for even years)

ARRIVE: 5:00 AM
6:00 AM Polls **MUST** be open.

SIGN: Payroll sheets in the morning.



VOTER IDENTIFICATION REQUIREMENTS



As prescribed by Connecticut General Statutes §9-261 below are the voter identification requirements for a MUNICIPAL ELECTION

When a registered voter enters the polling place, they shall announce their street address, if any, and their name to the official checker(s) in a tone sufficiently loud and clear as to enable all election officials present to hear the same.

All registered voters shall present to the official checker(s) either:

- A Social Security card;

Or

- Any other preprinted form of identification which shows the registered voter's:
 - Name and address, or
 - Name and signature, or
 - Name and photograph

Or

- Sign a statement under penalty of false statement that they are the registered voter whose name appears on the official checklist.

Please make sure the correct Voter Identification Requirements sheet is on the table visible to voters.

PROCEDURE: Voter announces his/her street address, if any, and name.

ID Checker asks: "To expedite the voter check-in process do you have an ID with you?"

If the voter does not have ID, please direct the voter to the Moderator who will assist the voter to fill out an affidavit affirming the voter's identity. (Form # 3 in the Assistant Registrar's binder)

If a voter has no ID or refuses to show ID, it is not the job of the ID Checker to engage with the voter. Please promptly direct the voter to the Moderator who will assist the voter. **IN MOST CASES THE VOTER CAN VOTE WITHOUT ID** if they are willing to fill out the appropriate paperwork.

TALLY SHEETS: Tally sheets are located in the back of the official checker book. Maintain a tally sheet of numbers of checked in voters by marking your sheet with a cross-count. (###)

Do not leave the polling place until dismissed by Moderator.