

KYMA-Greenwich Parking Equivalency Study

Existing:

Retail: (Sophia's & Lewis St) 7998 sq ft/200 = 40 spaces

Fitness: (NYSC)

Group Fitness:

First Floor: Cycling 16 stations x 1 + 1 = 17 spaces

Second Floor: Pers Training 10 participants x 1 + 1 = 11 spaces

Studio 1 15 participants x 1 + 1 = 16 spaces

Studio 2 10 participants x 1 + 1 = 11 spaces

Gym:

First Floor: Weight Room 30 stations/2 = 15 spaces

Second Floor: Open Fitness 40 stations/2 = 20 spaces

Total Required Parking If Were Not Exempt: 130 spaces

Proposed

Retail: (Lewis Street) 4550 sq ft/200 = 23 spaces

Retail: (Bakery & Market) 7290 sq ft/200 = 37 spaces

Restaurant

Bar & waiting: 49/2 = 25

Dining: 198/3 = 66

Employees: 20% of 91 = 18

Total Required Parking If Were Not Exempt: 169 spaces

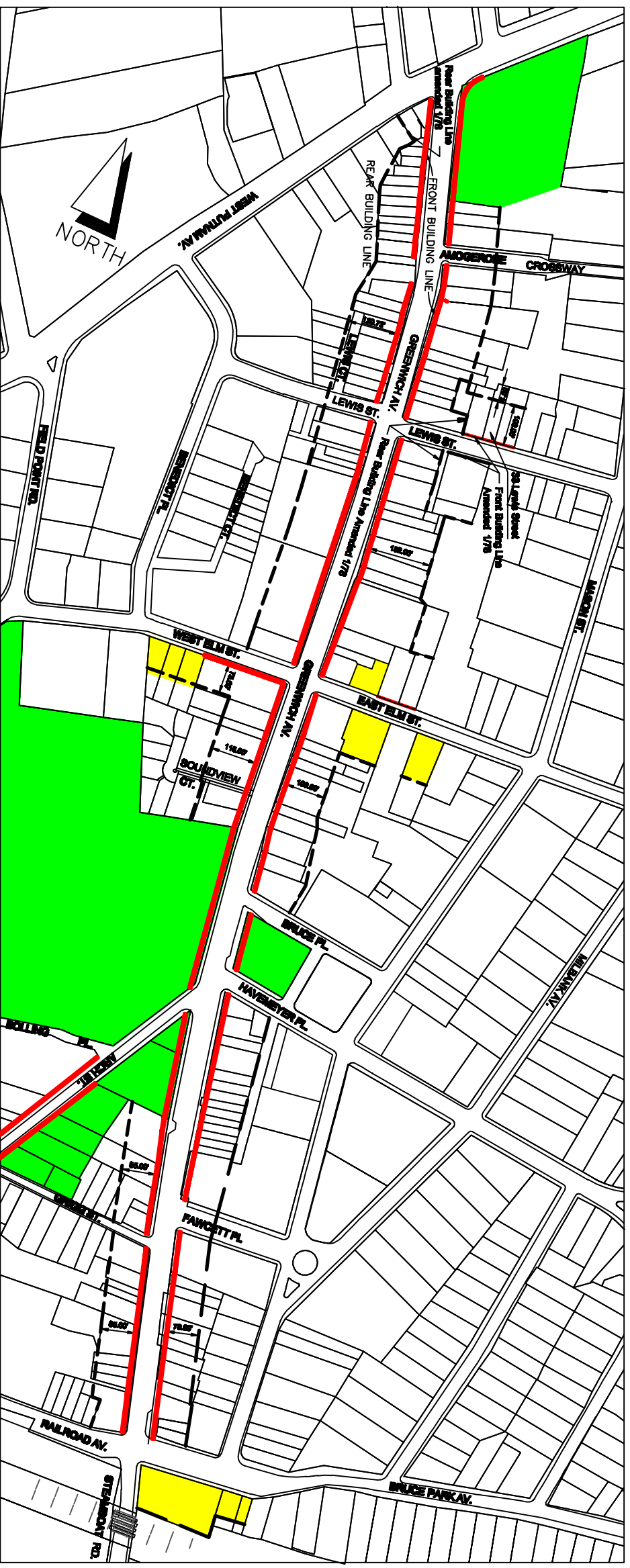
Retail Closes at 6 -60

Dinnertime Parking 109 spaces





AMENDMENTS TO GREENWICH AVENUE BUILDING LINE MAP

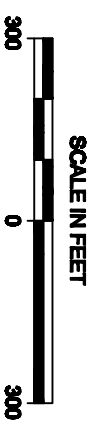
NOVEMBER 27, 2002

PLANNING AND ZONING COMMISSION



LEGEND:

-  Front Building line
-  Rear Building Line
-  Lots Missing Front Bldg. Lines
-  Lots with No Rear Bldg. Lines



NOTE:
INFORMATION USED FROM MAP
REVISED DECEMBER 21, 1980
AND LINES AMENDED 1978.