



**COMMUNITY
DEVELOPMENT
BLOCK GRANT**

2019 CAPER

**CONSOLIDATED ANNUAL PERFORMANCE
AND EVALUATION REPORT FOR PY2019**

July 1, 2019 – June 30, 2020

Greenwich, Connecticut

DRAFT

**THE DRAFT 2019 CAPER (CONSOLIDATED
ANNUAL PERFORMANCE AND EVALUATION REPORT)
WAS MADE AVAILABLE FOR PUBLIC REVIEW VIA
THE TOWN OF GREENWICH WEBSITE.**

CR-05 - Goals and Outcomes

Progress the jurisdiction has made in carrying out its strategic plan and its action plan. 91.520(a)

This could be an overview that includes major initiatives and highlights that were proposed and executed throughout the program year.

As a U.S. Department of Housing and Urban Development (“HUD”) entitlement community, the Town of Greenwich (the “Town”) was eligible for and received federal Community Development Block Grant (“CDBG”) funds for Program Year 2019 (“PY2019”) (July 1, 2019 – June 30, 2020). The Town allocated PY2019 CDBG funds to activities whose primary beneficiaries were low- and moderate-income (“LMI”) persons.

Greenwich has historically dedicated 100% of its annual CDBG allocation to support agencies that provided services and/or activities whose primary beneficiaries were LMI persons (at least 51% of total beneficiaries fall under the LMI criteria). HUD requires that at least 70% of the total CDBG allocation be expended on activities that primarily benefit LMI persons. At the conclusion of Program Year 2019, the Town has again exceeded this HUD requirement, with 98.7% of CDBG Program beneficiaries in PY2019 meeting the criteria for low- or moderate-income. Additionally, the Town was able to close several prior year public facility projects over the course of PY2019.

Greenwich continues to incorporate an outcome performance measurement system to be used as a basis for evaluating the success and effectiveness of CDBG-funded activities. The objectives listed below were used as a guide for the activities funded during PY2019:

- To provide a suitable living environment.
- To provide decent housing.
- To expand economic opportunities.

The CDBG entitlement program is a vital funding resource to the Greenwich community since it provides support to many local, area and regional agencies whose services are essential to LMI residents. CDBG funds ensure accessibility, availability and improvement in the quality of services for the benefit of LMI residents.

Comparison of the proposed versus actual outcomes for each outcome measure submitted with the consolidated plan and explain, if applicable, why progress was not made toward meeting goals and objectives. 91.520(g)

Categories, priority levels, funding sources and amounts, outcomes/objectives, goal outcome indicators, units of measure, targets, actual outcomes/outputs, and percentage completed for each of the grantee’s program year goals.

Goal	Category	Source / Amount	Indicator	Unit of Measure	Expected – Strategic Plan	Actual – Strategic Plan	Percent Complete	Expected – Program Year	Actual – Program Year	Percent Complete
Abused/Neglected Children Crisis Nursery Emergency	Non-Housing Community Development	CDBG: \$	Public service activities other than Low/Moderate Income Housing Benefit	Persons Assisted	155	187	120.65%	92	32	34.78%
Abused/Neglected Children Crisis Nursery Emergency	Non-Housing Community Development	CDBG: \$	Homeless Person Overnight Shelter	Persons Assisted	33	33	100.00%	0	0	
Affordable Housing - Rehab of Existing Units	Affordable Housing Public Housing	CDBG: \$	Rental units rehabilitated	Household Housing Unit	0	21				
Affordable Housing - Rehab of Existing Units	Affordable Housing Public Housing	CDBG: \$	Homeowner Housing Rehabilitated	Household Housing Unit	0	0				
Affordable Housing - Rehab of Existing Units	Affordable Housing Public Housing	CDBG: \$	Housing for Homeless added	Household Housing Unit	0	0				
Affordable Housing - Rehab of Existing Units	Affordable Housing Public Housing	CDBG: \$	Housing for People with HIV/AIDS added	Household Housing Unit	0	0				

Battered/Abused Spouses - DAS Crisis Intervention	Non-Housing Community Development	CDBG: \$	Public service activities other than Low/Moderate Income Housing Benefit	Persons Assisted	0	5015		460	833	181.09%
CDBG Planning and Administration	Affordable Housing Public Housing Homeless Non-Homeless Special Needs Non-Housing Community Development	CDBG: \$	Other	Other	5	4	80.00%			
Child Care Centers Rehab/Improvements	Non-Housing Community Development	CDBG: \$	Public Facility or Infrastructure Activities other than Low/Moderate Income Housing Benefit	Persons Assisted	0	0				
Child Care Services	Non-Housing Community Development	CDBG: \$	Public service activities other than Low/Moderate Income Housing Benefit	Persons Assisted	0	575		91	331	363.74%

Child Care Services - Head Start Preschool Program	Non-Housing Community Development	CDBG: \$	Public service activities other than Low/Moderate Income Housing Benefit	Persons Assisted	0	192		63	192	304.76%
Child Care Services - OGRCC Scholarship Program	Non-Housing Community Development	CDBG: \$	Public service activities other than Low/Moderate Income Housing Benefit	Persons Assisted	0	16		10	5	50.00%
Employment Training - RITE Program	Non-Housing Community Development	CDBG: \$	Public service activities other than Low/Moderate Income Housing Benefit	Persons Assisted	0	1163		200	172	86.00%
Handicapped Services	Non-Homeless Special Needs	CDBG: \$	Public Facility or Infrastructure Activities other than Low/Moderate Income Housing Benefit	Persons Assisted	0	0				
Health Services - Senior Dental Program	Non-Homeless Special Needs	CDBG: \$	Public service activities other than Low/Moderate Income Housing Benefit	Persons Assisted	0	71		25	18	72.00%

Homeless Facilities Rehab/Improvements	Homeless	CDBG: \$	Public Facility or Infrastructure Activities other than Low/Moderate Income Housing Benefit	Persons Assisted	0	330				
Homeless Facilities Rehab/Improvements	Homeless	CDBG: \$	Homeless Person Overnight Shelter	Persons Assisted	0	0				
Homeless Facilities Rehab/Improvements	Homeless	CDBG: \$	Overnight/Emergency Shelter/Transitional Housing Beds added	Beds	0	0				
Homeless Services - Women's Housing Manager	Homeless	CDBG: \$	Public service activities other than Low/Moderate Income Housing Benefit	Persons Assisted	0	294				
Homeless Services - Women's Housing Manager	Homeless	CDBG: \$	Homeless Person Overnight Shelter	Persons Assisted	0	0				
Homeless Services - Women's Housing Manager	Homeless	CDBG: \$	Homelessness Prevention	Persons Assisted	0	0				
Mental Health Services	Non-Homeless Special Needs Non-Housing Community Development	CDBG: \$	Public service activities other than Low/Moderate Income Housing Benefit	Persons Assisted	0	0				

Mental Health Services - Counseling CAFT Program	Non-Housing Community Development	CDBG: \$	Public service activities other than Low/Moderate Income Housing Benefit	Persons Assisted	0	1262		260	240	92.31%
Neighborhood Facilities Rehab/Improvements	Non-Housing Community Development	CDBG: \$	Public Facility or Infrastructure Activities other than Low/Moderate Income Housing Benefit	Persons Assisted	0	200				
Public Facilities - Food Pantry Building	Non-Housing Community Development	CDBG: \$	Public Facility or Infrastructure Activities other than Low/Moderate Income Housing Benefit	Persons Assisted	0	0				
Public Facilities Rehab of Housing for Homeless	Homeless	CDBG: \$	Overnight/Emergency Shelter/Transitional Housing Beds added	Beds	0	0		90	0	0.00%
Public Facilities Rehab/Improvements	Non-Homeless Special Needs Non-Housing Community Development	CDBG: \$	Public Facility or Infrastructure Activities other than Low/Moderate Income Housing Benefit	Persons Assisted	0	1460		4310	0	0.00%
Public Facilities Safety Improvements Homeless Hsg	Homeless	CDBG: \$	Homelessness Prevention	Persons Assisted	0	0				

Public Facilities- Assisted Living for Seniors	Non-Homeless Special Needs	CDBG: \$	Public Facility or Infrastructure Activities other than Low/Moderate Income Housing Benefit	Persons Assisted	0	40		40	40	100.00%
Public Housing- AG Rehab and Improvements	Affordable Housing Public Housing	CDBG: \$	Other	Other	0	0		91	0	0.00%
Public Services - Food Bank Program	Non-Housing Community Development	CDBG: \$	Public service activities other than Low/Moderate Income Housing Benefit	Persons Assisted	0	45812		14000	7740	55.29%
Public Services - Food Services Program	Non-Housing Community Development	CDBG: \$	Public service activities other than Low/Moderate Income Housing Benefit	Persons Assisted	0	684		64	0	0.00%
Public Services - Summer Supplement Program N2N	Non-Housing Community Development	CDBG: \$	Public service activities other than Low/Moderate Income Housing Benefit	Persons Assisted	0	1009		320	340	106.25%

Public Services (General)	Non-Homeless Special Needs Non-Housing Community Development	CDBG: \$	Public service activities other than Low/Moderate Income Housing Benefit	Persons Assisted	0	397		30	188	626.67%
Public Services (General)	Non-Homeless Special Needs Non-Housing Community Development	CDBG: \$	Homeless Person Overnight Shelter	Persons Assisted	0	0		0	0	
Senior Services	Non-Homeless Special Needs Non-Housing Community Development	CDBG: \$	Public service activities other than Low/Moderate Income Housing Benefit	Persons Assisted	0	151		33	0	0.00%
Senior Services - Food Service Program	Non-Homeless Special Needs	CDBG: \$	Public service activities other than Low/Moderate Income Housing Benefit	Persons Assisted	0	385		56	297	530.36%

Services for Homeless Persons	Homeless	CDBG: \$	Public service activities other than Low/Moderate Income Housing Benefit	Persons Assisted	0	330		325	187	57.54%
Services for Homeless Persons	Homeless	CDBG: \$	Homeless Person Overnight Shelter	Persons Assisted	0	143		0	0	
Services for Homeless Persons	Homeless	CDBG: \$	Overnight/Emergency Shelter/Transitional Housing Beds added	Beds	0	0		0	0	
Services for Homeless Persons	Homeless	CDBG: \$	Homelessness Prevention	Persons Assisted	0	0				
Services for Persons with Mental Illness	Non-Homeless Special Needs	CDBG: \$	Public service activities other than Low/Moderate Income Housing Benefit	Persons Assisted	0	40		67	40	59.70%
Youth Centers Rehab/Improvements	Non-Housing Community Development	CDBG: \$	Public Facility or Infrastructure Activities other than Low/Moderate Income Housing Benefit	Persons Assisted	0	472				
Youth Centers Rehab/Improvements	Non-Housing Community Development	CDBG: \$	Public Facility or Infrastructure Activities for Low/Moderate Income Housing Benefit	Households Assisted	0	0		2385	0	0.00%

Youth Services	Non-Housing Community Development	CDBG: \$	Public service activities other than Low/Moderate Income Housing Benefit	Persons Assisted	0	43		255	43	16.86%
Youth Services - Comprehensive Education Program	Non- Homeless Special Needs Non-Housing Community Development	CDBG: \$	Public service activities other than Low/Moderate Income Housing Benefit	Persons Assisted	1333	1612	120.93%	300	279	93.00%

Table 1 - Accomplishments – Program Year & Strategic Plan to Date

Assess how the jurisdiction’s use of funds, particularly CDBG, addresses the priorities and specific objectives identified in the plan, giving special attention to the highest priority activities identified.

The Town provided CDBG funds to organizations carrying out activities that addressed the needs and goals identified in the Town’s 2015-2019 Five-year Consolidated Plan (“Con Plan”). The following activities were addressed throughout the course of Program Year 2019 (all activities

funded in PY2019 unless otherwise noted):

Housing – High Priority

Action: Completed Six (6) Projects

- 15 Cross Ridge Accessibility Renovations (Abilis) (PY2018R)
- 175 Milbank Group Home (Pathways) (PY2018R)
- Entry Accessibility Renovations (Parsonage Cottage) (PY2018R)
- Colony Apartments Elevator (Inspirica) (PY2018/2018R)
- McKinney Terrace I Painting/Exterior Renovation (HATG) (PY2017)
- McKinney Terrace II Exterior Renovation (HATG) (PY2016)

Housing – High Priority

Action: Funded Four (4) Projects

- 52 Glenville Group Home Kitchen Renovation (Abilis)
- Adams Garden Playground (HATG)
- Atlantic Park Apartments Elevator (Inspirica)
- Fellowship Generator (Pathways)

Public Facility – High Priority

Action: Completed Nine (9) Projects

- Bush-Holley House Accessibility (Greenwich Historical Society)
- Flooring Replacement (Parsonage Cottage)
- Rooftop Air Conditioner/Heating Unit Replacement (Abilis) (PY2018)
- 20 Bridge Street Brick Repointing (Family Centers) (PY2018)

- HVAC Upgrade (Boys and Girls Club of Greenwich) (PY2018R)
- Security Improvements (YWCA) (PY2018R)
- 20 Bridge Street Bathroom Accessibility Renovations (Family Centers) (PY2018R)
- Gateway Preschool (Family Centers) (PY2017)
- River House Exterior/Interior Waterproofing (PY2015/2016)

Public Facility – High Priority

Action: Funded Ten (10) Projects

- 50 Glenville Flooring Renovation (Abilis)
- 50 Glenville Bathroom Renovation (Abilis)
- Building Rekeying (Boys and Girls Club of Greenwich)
- Window Replacement (Boys and Girls Club of Greenwich)
- 20 Bridge Street Entry Renovation (Family Centers)
- Front Entrance Renovation (Greenwich Botanical Center)
- Flooring Replacement (Greenwich Botanical Center)
- Entry/Atrium Renovations (Greenwich Library)
- Shelter Bed Replacement (Pacific House)
- Security Surveillance System (YMCA)

Public Service Needs – High Priority

Action: Completed Seventeen (17) Activities

- Youth Services – Friday Night Teen Program (B&GCG)
- Mental Health Services – Mental Health Services (CGC)
- Youth Services– Comprehensive Education Program (CCI)
- Health Services for Elderly – Senior Dental Program (CHC)
- Childcare Services – Armstrong Court Preschool Program (FC)

- Employment Services – RITE Program (FC)
- Basic Human Need Food Service – Food Service Program Support (Food Bank)
- Employment Services – Jumpstart Career Program Specialist (Inspirica)
- Senior Services – Supermarketing for Seniors (JFS)
- Abused & Neglected Children – Crisis Nursery Emergency Services (KIC)
- Basic Human Need Food Services – Food Service Program Support (MOW)
- Family Basic Need Services – Diaper Acquisition and Distribution (MFO)
- Basic Human Need Food Services – Summer Supplement Program (NTN)
- Childcare Services – Old Greenwich Riverside Community Center Childcare Program (OGRCC)
- Homeless Services – Emergency Meals Program (Pacific House)
- Mental Health Services – Fellowship Program (Pathways)
- Battered & Abused Spouses/Children – Domestic Abuse Services (YWCA)

The Town gave priority to funding programs, services and capital projects that meet the immediate needs of the most vulnerable members of the community, including organizations that provide for the elderly, women and their children who have been victims of physical/emotional abuse and those without access to nutritious meals.

CR-10 - Racial and Ethnic composition of families assisted

Describe the families assisted (including the racial and ethnic status of families assisted).

91.520(a)

	CDBG
White	5,662
Black or African American	3,945
Asian	89
American Indian or American Native	18
Native Hawaiian or Other Pacific Islander	247
Total	9,961
Hispanic	5,586
Not Hispanic	4,375

Table 2 – Table of assistance to racial and ethnic populations by source of funds

Narrative

CR-15 - Resources and Investments 91.520(a)

Identify the resources made available

Source of Funds	Source	Resources Made Available	Amount Expended During Program Year
CDBG	public - federal	1,238,682	

Table 3 - Resources Made Available

Narrative

The actual entitlement grant received from HUD to be allocated to new activities funded during Program Year 2019 was \$818,682. Another \$420,000 in Local Account funding, repaid in the prior program year, was made available.

The Town funded 34 new activities (18 public service programs, 16 public facility/capital improvement/housing projects) during Program Year 2019. In each of the proposed activities, at least 51% of the total program participants were low- and moderate-income persons. Funding was also allocated to planning and administration to cover costs incurred by the Town in administering the program.

The following provides a breakdown of the funding allocation during PY2019:

- Youth Services – Friday Night Teen Program (B&GCG) - \$5,000.00
- Mental Health Services – Mental Health Services (CGC) - \$7,984.00
- Youth Services– Comprehensive Education Program (CCI) - \$7,000.00
- Health Services for Elderly – Senior Dental Program (CHC) - \$5,000.00
- Childcare Services – Armstrong Court Preschool Program (FC) - \$7,000.00
- Employment Services – RITE Program (FC) - \$5,000.00
- Basic Human Need Food Service – Food Service Program Support (Food Bank) - \$7,000.00
- Senior Services – Saturday Night Lights Program (GADC) - \$5,000.00
- Employment Services – Jumpstart Career Program (Inspirica) - \$5,000.00
- Senior Services – Supermarketing for Seniors (JFS) - \$6,000.00
- Abused & Neglected Children – Crisis Nursery Emergency Services (KIC) - \$10,000.00
- Basic Human Need Food Services – Food Service Program Support (MOW) - \$5,000.00
- Basic Human Need Services – Diaper Acquisition and Distribution (MFO) - \$7,000.00
- Basic Human Need Food Services – Summer Supplement Program (NTN) - \$10,000.00
- Childcare Services – Old Greenwich Riverside Community Center Childcare Program (OGRCC) - \$5,500.00
- Homeless Services – Emergency Meals Program (Pacific House) - \$10,000.00
- Mental Health Services – Fellowship Program (Pathways) - \$6,000.00
- Battered & Abused Spouses (and their children) – Domestic Abuse Services (YWCA) - \$7,000.00
- 50 Glenville Bathroom Renovation (Abilis) - \$68,000.00

- 50 Glenville Flooring Replacement (Abilis) - \$117,850.00
- 52 Glenville Kitchen Renovation (Abilis) - \$69,350.00
- Headquarters Building Rekeying (BGCG) - \$7,100.00
- Headquarters Window Replacement (BGCG) - \$14,256.00
- Bridge Entry Renovation (Family Centers) - \$66,450.00
- Door Replacement (Greenwich Botanical Center) - \$25,000.00
- Flooring Replacement (Greenwich Botanical Center) - \$53,000.00
- Bush-Holley House Accessibility (GHS) - \$63,686.00
- Greenwich Library Entrance and Atrium - \$65,000.00
- Adams Garden Playground (HATG) - \$61,709.00
- Atlantic Park Apartments Elevator Replacement (Inspirica) - \$90,000.00
- Homeless Shelter Bed Replacement (Pacific House) - \$55,962.00
- Flooring Replacement (Parsonage Cottage) - \$23,640.00
- Fellowship Program Generator (Pathways) - \$26,937.00
- Video Security Surveillance System (YMCA) - \$75,000.00
- CDBG Administration – \$160,000.00

Local Account Funds

The Town received a \$420,000.00 repayment for a prior year activity that did not meet CDBG performance requirements during Program Year 2018. This funding was allocated to eligible public facility/housing activities in PY2019.

Identify the geographic distribution and location of investments

Target Area	Planned Percentage of Allocation	Actual Percentage of Allocation	Narrative Description
Greenwich, CT Geographic Area Map	100		See attached jpg photo.

Table 4 – Identify the geographic distribution and location of investments

Narrative

There was no single specific geographic area of focus in allocating CDBG funding in Program Year 2019. Neighborhoods within the Town of Greenwich are generally comprised of mixed-income households, therefore targeted LMI residents do not populate a geographic area that is easily tracked (such as a census tract or a block group). Thus, the allocation of CDBG funds focused on activities that are accessible and available to low- and moderate-income residents.

The services and programs undertaken during PY2019 are in scattered locations within Town and just across the border in Stamford but are accessible via the Post Road and Interstate 95, where transportation services are available.

Low- and moderate-income block groups in Greenwich are located exclusively in the southern portion of Town near Interstate 95 in Census tracts 104, 105, 106, 107, 108, 109 and 112.

Leveraging

Explain how federal funds leveraged additional resources (private, state and local funds), including a description of how matching requirements were satisfied, as well as how any publicly owned land or property located within the jurisdiction that were used to address the needs identified in the plan.

In addition to the CDBG entitlement and local account funds, the Town also pursued other sources of funding to be made available and allocated to local and area agencies that provide services specifically addressing the identified needs of the target LMI population. Also, the allocation of funds for assisted/affordable housing was based on a balance of need, realistic expectations of proposed accomplishments, available resources, including affordable sites and other available financing in sufficient amounts to produce housing that will be affordable to low- and moderate-income individuals and households.

Due to the 15% cap on the use of CDBG funds towards public service activities (as per HUD regulations), 2019 CDBG funds that were allocated to these activities represented only a small percentage of the total costs to cover program implementation. Since CDBG funds are limited and further restricted, nonprofit program partners seek and apply for other public and private funds (federal grants, state grants, United Way funds, private donations, etc.)

The Town also received other federal funds/grants as well as state funds/grants to support various activities that address community needs. Throughout Program Year 2019 the Town received federal funds for programs and services provided by the Town's Health Department, Human Services Department, Board of Education, and Public Works.

CR-20 - Affordable Housing 91.520(b)

Evaluation of the jurisdiction's progress in providing affordable housing, including the number and types of families served, the number of extremely low-income, low-income, moderate-income, and middle-income persons served.

	One-Year Goal	Actual
Number of Homeless households to be provided affordable housing units	27	0
Number of Non-Homeless households to be provided affordable housing units	91	0
Number of Special-Needs households to be provided affordable housing units	47	47
Total	165	0

Table 5 – Number of Households

	One-Year Goal	Actual
Number of households supported through Rental Assistance	0	0
Number of households supported through The Production of New Units	0	0
Number of households supported through Rehab of Existing Units	165	47
Number of households supported through Acquisition of Existing Units	0	0
Total	165	0

Table 6 – Number of Households Supported

Discuss the difference between goals and outcomes and problems encountered in meeting these goals.

The Town planned and allocated a significant portion of available CDBG funds to local and area agencies whose programs and services specifically address the housing needs identified in the 2015-2019 Consolidated Plan.

The allocation of funds for assisted/affordable housing was based on a balance of need, realistic expectations of proposed accomplishments, available resources, including affordable sites and other

available financing in sufficient amounts to produce and maintain housing that will be affordable to low- and moderate-income individuals and households.

CDBG funds allocated to housing activities during PY2019 were for the rehabilitation and enhancement or improvement of existing affordable housing, including public housing units available to income-eligible individuals and households.

The Town has completed two housing activities allocated funding in PY2019 – the renovation of the kitchen at Abilis’ 52 Glenville Road group home for individuals with mental and developmental disabilities and the flooring replacement at Parsonage Cottage, serving 40 elderly, LMI residents.

The COVID-19 outbreak of early 2020 impacted the two housing projects that were not completed during PY2019, as it was a challenge for a number of subrecipients to secure contractors and finalize plans, complete walkthroughs, etc. The Community Development Office is monitoring both projects and anticipates their completion during the first half of PY2020.

Discuss how these outcomes will impact future annual action plans.

The Community Development Office, Community Development Advisory Committee and First Selectman will continue to give high priority to housing activities (acquisition, rehabilitation, renovation) that help maintain affordable housing in Greenwich, and to ensure that such housing units are safe and decent for LMI households.

The Town will continue to work with its program partners to provide decent housing principally for low- and moderate-income persons as one of the objectives of the CDBG Program. To accomplish this objective, the Community Development Office will work to extend and strengthen partnerships among all levels of government and the private sector, including for-profit and non-profit organizations, in the production and preservation of decent, safe and affordable housing.

The Town received five housing-related requests for funding in PY2019 and was able to fund four of them. Based on past performance and the strength of proposals for yet-to-be-completed projects, the Town intends to continue partnering with the Housing Authority of the Town of Greenwich, as well as nonprofit housing providers to meet the housing goals set forth in the Con Plan.

Include the number of extremely low-income, low-income, and moderate-income persons served by each activity where information on income by family size is required to determine the eligibility of the activity.

Number of Households Served	CDBG Actual	HOME Actual
Extremely Low-income	0	0
Low-income	0	0
Moderate-income	0	0
Total	0	0

Table 7 – Number of Households Served

Narrative Information

The Community Development Office, in its effort to continually promote the development and maintenance of decent, safe housing affordable to target income households as well as those with special needs, will have the following goals and objectives for future years:

- Assist in the development and provision of housing for target income households and special needs groups;
- Support and assist in the conservation and improvement of existing affordable housing stock;
- Promote equal housing opportunities;
- Preserve existing affordable housing developments for target income households with the use of various resources, programs and policies; and
- Assist in the conservation and affordability of assisted housing through rehabilitation for energy conservation and continued life of the buildings.

The Town of Greenwich will continue to submit to the State of Connecticut Department of Housing an annual census of all housing units that qualify as affordable housing in accordance with CGS 8-30g. This process allows the Town to monitor the affordable housing units to ensure that such units remain affordable and available for the target residents or population.

CR-25 - Homeless and Other Special Needs 91.220(d, e); 91.320(d, e); 91.520(c)

Evaluate the jurisdiction's progress in meeting its specific objectives for reducing and ending homelessness through:

Reaching out to homeless persons (especially unsheltered persons) and assessing their individual needs

Greenwich does not have any dedicated shelters for homeless individuals and homeless families with children, with the exception of Kids in Crisis that serves abused and neglected children. Therefore, the Town continued to support and allocate CDBG funds to area and regional homeless shelters in Program Year 2019.

In order to successfully reach out to the homeless population and be completely aware of their needs, the Town relied upon area and regional agencies that offer program services and temporary shelter/transitional housing to conduct a needs assessment survey to ensure that the needs of homeless persons are being properly addressed, including the Point-in-Time Count conducted by Opening Doors Fairfield County.

The Town worked with and supported area and regional agencies that address the needs of the homeless population. The funded agencies during PY2019 that work with homeless persons were: Inspirica, Kids in Crisis and Pacific House.

To ensure that emergency and transitional housing needs of homeless persons are identified and addressed, the Community Development Office collaborated with homeless program service and housing providers and supported their short-term and long-term plans, including capital improvements, to ensure that support and assistance are provided to those who are transitioning from emergency shelters to permanent and independent housing.

Addressing the emergency shelter and transitional housing needs of homeless persons

A total of four activities that serve homeless individuals or families were provided Program Year 2019 CDBG funds. Of the four activities, two were public service programs and two were public facility projects. Under public service activities: Kids in Crisis received \$10,000 to support its emergency nursery services for homeless children, and Pacific House received \$10,000 to partially support the Emergency Meals Program at its Stamford emergency shelter. For the public facility projects, Pacific House received \$55,962 to replace beds at its emergency shelter in Stamford, and Inspirica received a grant for \$90,000 to replace the elevator at Atlantic Park Apartments – a development in Stamford for those who are transitioning out of homelessness and require supportive services. Pacific House is the only 24/7 homeless facility in the area, and also offers referrals and services to help homeless individuals transition out of its shelter.

The total CDBG funding allocated for activities that benefited homeless persons during PY2019 came to \$165,962.

Helping low-income individuals and families avoid becoming homeless, especially extremely low-income individuals and families and those who are: likely to become homeless after being discharged from publicly funded institutions and systems of care (such as health care facilities, mental health facilities, foster care and other youth facilities, and corrections programs and institutions); and, receiving assistance from public or private agencies that address housing, health, social services, employment, education, or youth needs

The Town continued to support local and regional shelters and housing providers with their development and implementation (to the extent possible and where appropriate) of policies and protocols for the discharge of persons from publicly funded institutions or systems of care in order to prevent such discharge from immediately resulting in homelessness.

PY2019 CDBG funds were allocated to support agencies whose programs and services benefit individuals and households who are homeless or at-risk of becoming homeless. CDBG-funded activities include emergency and transitional housing programs. In addition to the housing programs, area homeless shelters also offer case management, supportive services, counseling, life skills training and other related programs to address the issues faced by those at-risk of becoming homeless.

The Town also allocated funding to Pathways, Inc. in PY2019. Pathways was founded in 1981 by Greenwich families in response to relatives and others who were discharged from psychiatric hospitals and were often homeless or living in substandard conditions. Today Pathways has four residences serving 38 clients with varying levels of care. The Town of Greenwich continues to support Pathways, as it focuses on a vulnerable segment of the population who may fall through the cracks without their specific type of care.

Helping homeless persons (especially chronically homeless individuals and families, families with children, veterans and their families, and unaccompanied youth) make the transition to permanent housing and independent living, including shortening the period of time that individuals and families experience homelessness, facilitating access for homeless individuals and families to affordable housing units, and preventing individuals and families who were recently homeless from becoming homeless again

The need for programs and services aimed at the homeless population will continue to be a high priority. The Town has made it a priority to support area and regional homeless shelters, and is a member of Opening Doors Fairfield County, which works to secure permanent housing for those transitioning out of the shelter system. The Town also participates in the Stamford-Greenwich Housing First working group which aims to eliminate homelessness in Lower Fairfield County by coordinating resource allocation to best meet the needs of those who are homeless or at risk of homelessness.

CR-30 - Public Housing 91.220(h); 91.320(j)

Actions taken to address the needs of public housing

The Town provided \$61,709 in PY2019 CDBG funds to support the Housing Authority of the Town of Greenwich and its Adams Garden playground project. The intention of this project is to ensure that residents have continued access to decent, safe and affordable housing.

The Housing Authority of the Town of Greenwich is not a Town Department and is a separate entity from the Community Development Office.

Actions taken to encourage public housing residents to become more involved in management and participate in homeownership

The Housing Authority continues to undertake the following actions to improve public housing and resident initiatives:

- Supports the implementation of the FSS (Family Self-Sufficiency) program;
- Establishes partnerships with other local agencies to ensure that counseling services are provided to public housing residents;
- Offers the following educational support programs: Wilbur Peck Court Reading Group; Individual Tutoring; The Homework Club; and Educational Incentives;
- Offers the following vocational/counseling support services: Wilbur Peck and Armstrong Court Computer Centers; Counseling at Greenwich Housing; Vocational Support Program; and
- Offers the following family and health care support programs: Giant Steps and Kids Corner Head Start Programs; Youth Evaluation Services; Teen Activity/Discussion Group; Family Life Education; Senior Counseling/Trips; Mammography Screenings.

The Housing Authority continues to hold their board meetings at public housing development sites on a regular basis. Through these meetings, residents are made aware of any proposed plans to be undertaken by the Housing Authority. In addition, residents are encouraged to participate in some management issues. The Housing Authority will continue to offer a Family Self-Sufficiency Program (FSS) to help promote homeownership.

Actions taken to provide assistance to troubled PHAs

The Housing Authority of the Town of Greenwich has indicated that they are currently designated as a “high performer.” The Town’s CDBG Program has a long history of providing CDBG funds to support the rehabilitation, modernization and development of the Town’s stock of public housing units as well as to support the programs and services provided to public housing residents.

CR-35 - Other Actions 91.220(j)-(k); 91.320(i)-(j)

Actions taken to remove or ameliorate the negative effects of public policies that serve as barriers to affordable housing such as land use controls, tax policies affecting land, zoning ordinances, building codes, fees and charges, growth limitations, and policies affecting the return on residential investment. 91.220 (j); 91.320 (i)

As reported in the PY2019 Annual Action Plan, some of the constraints on affordable housing development in the Town of Greenwich include: availability of affordable sites, development standards, development costs, availability of funding sources for affordable housing, high cost of housing, local zoning restrictions, lack of community awareness, neighborhood opposition/challenge, and HUD's prohibition against using CDBG funding for new construction of housing.

To uphold the Town's commitment to removing or reducing unnecessary barriers to affordable housing (whenever possible) the following actions were undertaken during PY2019:

- The Community Development Office continued to provide input and assistance to the Housing Authority, the Town's Planning and Zoning Department and for-profit and non-profit housing developers regarding affordable housing.
- The Town of Greenwich continued to work with housing developers in providing comments and technical support related to housing affordability plans that include affordable/moderate-income units.
- The Town of Greenwich continued to review affordability plans submitted by housing developers for developments that include affordable or set-aside units.

Actions taken to address obstacles to meeting underserved needs. 91.220(k); 91.320(j)

As stated in the 2019 Annual Action Plan, a major obstacle to meeting underserved needs is the continued reduction of available public and private funding that support the Town's nonprofit program partners. Due to the limited amount of funding available, the Community Development Advisory Committee ("CDAC") prioritized and recommended funding programs and services that best address the obstacles to meeting the underserved needs.

Some of the activities funded were:

- Access to facilities that store and make available nutritious donated food for low-income individuals and households;
- Access to quality and affordable mental health services for individuals (including children) from low-income households and who are uninsured or underinsured;
- Access to quality and affordable dental health services for low-income seniors/elderly who are uninsured or underinsured;
- Safe, high-quality and affordable childcare services for children of working parent(s);

- Safe, high-quality and affordable before and/or afterschool programs;
- Food/meal preparation and delivery services;
- Access to transportation services for low-income individuals and households;
- Safe, clean, sanitary and affordable housing for individuals with special needs and/or from low/moderate-income households; and
- Safe, clean, sanitary and affordable housing for low-income individuals.

CDAC and the Town of Greenwich make every effort to support the spectrum of CDBG applications that are submitted on an annual basis. In PY2019 the Town funded eighteen of twenty Public Service activity proposals that were submitted for a grant. In addition, the Community Development Office and the CDAC continue to encourage nonprofit program partners to pursue other public and private funding opportunities.

Actions taken to reduce lead-based paint hazards. 91.220(k); 91.320(j)

The Community Development Office required any residential activity (rehabilitation or program services) of pre-1978 residential structures funded in part or in whole with CDBG funds to be tested for lead-based paint hazards. If the test shows positive for lead, the sub-recipient must ensure that lead is abated in accordance with the regulations of the Environmental Protection Agency and in compliance with the Residential Lead-Based Paint Hazard Reduction Act of 1992 (Title X) and subsequent changes.

The Health Department continued to monitor elevated blood lead levels in children under the age of six by screening children who are most likely to be affected. Their lead poisoning prevention approach included the following: 1) offering (free of charge) blood lead testing to all eligible children who reside in rental units built before 1978 who may have been exposed to any building renovations or other activities that may have exposed them to lead paint; and 2) offering testing through various programs such as the WIC Clinic, the Family Health Well Child Clinic, Head Start programs and to children who attend any of the 40 daycare centers in Town.

Per the Town of Greenwich 2018-2019 Annual Report, the Laboratory Division of the Health Department continued their outreach program where they conducted tests for lead in blood in children under six years of age. This type of testing is now a State requirement. During 2018-2019, a total of 71 children who were either participants in the monthly WIC (Women, Infant, and Child) Clinic or the Division of Family Health’s Maternal and Child Health Clinic were tested. None of those tested were found to be affected by lead exposure. The Laboratory Division also continued its support to the School Health Program administered by the Board of Education in screening children for anemia and lead exposure.

The Community Development Office consulted with housing providers for low-income individuals and households (such as HATG, Pathways, Abilis, etc.) with regards to lead-based paint evaluation, identification and abatement (as applicable).

The Town will also continue to support the School Health examination program of the Board of

Education, which screens children for anemia and lead exposure. They will perform periodic sampling surveys that are conducted in general areas of environmental concern as well as specific clinical testing. As far as individual housing units, they will continue to respond to individual tenant complaints and/or requests.

Actions taken to reduce the number of poverty-level families. 91.220(k); 91.320(j)

The Town's antipoverty strategy was to provide CDBG funds to nonprofit agencies that primarily benefit low- and moderate-income residents. The goal was to support activities that address basic needs in order for the target population to focus on improving their financial livelihood and overall stability. Some of the services that address the basic needs include childcare, afterschool education and recreation programs, job training, food preparation or delivery, legal services and homeless services.

During Program Year 2019, CDBG funds were provided to the following activities:

- Community Centers, Inc. – Comprehensive Education Program
- Family Centers – Armstrong Court Preschool Program
- Family Centers – RITE Program
- Food Bank of Lower Fairfield County – Food Bank Program
- Inspirica – Homeless Women's Housing Program
- Inspirica – Jumpstart Career Program
- Jewish Family Services – Supermarketing for Seniors
- Meals on Wheels – Food Service Program
- Mothers for Others – Diaper Acquisition and Distribution Program
- Neighbor to Neighbor – Summer Supplement Program
- Pacific House – Emergency Meals Program
- YWCA of Greenwich – Domestic Abuse Services

CDBG funds were provided to ensure that the activities listed continue to be available and accessible to low/moderate-income families, thereby allowing the parents/adults to look for work, continue to work or pursue higher education in an effort to positively impact their financial well-being.

Actions taken to develop institutional structure. 91.220(k); 91.320(j)

During Program Year 2019 Community Development Office staff continued to work with various local and regional nonprofit organizations, community and faith-based organizations, and public/Town government partners. To ensure effective implementation of the Consolidated Plan, it is essential that the Community Development Office collaborate with private and public institutions to better assess the strengths and gaps in the delivery system and to be able to identify actions that will address existing problems.

Community Development Office staff worked closely with the Community Development Advisory

Committee, whose membership represents a range of stakeholders within the Town (government, private and public). The Community Development Office will continue to provide recommendations and assistance to private agencies, nonprofit agencies, neighborhood associations, faith-based organizations and public institutions with regard to the following issues:

- Affordable housing under the CT State program (CGS 8-30g);
- Homelessness prevention programs/Continuum of Care; and
- Other new programs offered by local and regional providers that address the priority needs of the community.

Throughout PY2019 the Community Development Office worked with representatives from: 1) various local community agencies (private and nonprofit); 2) neighborhood associations; 3) other community organizations; and 4) public institutions as members of the advisory committee to the CDBG Program. To enhance coordination and ensure participation, at least one representative from the Housing Authority of the Town of Greenwich, Representative Town Meeting districts, Planning and Zoning Commission, Board of Human Services, Board of Health and the Board of Estimate and Taxation were members of the Advisory Committee.

Finally, the Community Development Office has continued to create, update and revise its CDBG Program policies and procedures in connection with the Town's internal Community First initiative.

Actions taken to enhance coordination between public and private housing and social service agencies. 91.220(k); 91.320(j)

The Town collaborated with various public and private housing, health and social service agencies and organizations whose programs benefit low- and moderate-income residents. The planned activities for PY2019 were carried out by various community and area service providers.

Coordination and cooperation among public/private housing, health and social service agencies was accomplished through the composition of the Community Development Advisory Committee, which included representatives from the Housing Authority, Board of Health, Board of Social Services, Planning and Zoning Commission, League of Women's Voters and other representatives from Greenwich. To enhance coordination and maintain relationships with public and private agencies, the Community Development Office contacted and encouraged all local and area housing, health and social service agencies to participate in the development of the 2019 Annual Action Plan.

Additionally, the Town is a participant in the Stamford Greenwich Housing First collaborative, which brings together important program partners like Inspirica and Pacific House with other housing/homelessness providers to address the best ways to coordinate assistance to those most in need of housing and supportive services.

Identify actions taken to overcome the effects of any impediments identified in the jurisdictions analysis of impediments to fair housing choice. 91.520(a)

One of the primary impediments identified in the 2019 barriers to affordable housing analysis is that an inadequate supply of affordable housing restricts choices to the limited housing options available to low-income households. Such restrictions on housing choices are strictly based on market availability.

Additionally, neighborhood opposition to affordable housing was identified as a potential impediment to fair housing choice in the 2019 Annual Action Plan.

In response to the impediments mentioned above, the Town allocated funding to the following activities during 2019:

- Upgrades/improvements at Adams Garden, a public housing development in Greenwich.
- Upgrades/improvements at Abilis' 52 Glenville group home, an existing facility which provides housing and supportive services for a vulnerable population.
- Upgrades/improvements at Inspirica's Atlantic Park Apartments, a deeply affordable rental housing development for those at-risk of homelessness.

CR-40 - Monitoring 91.220 and 91.230

Describe the standards and procedures used to monitor activities carried out in furtherance of the plan and used to ensure long-term compliance with requirements of the programs involved, including minority business outreach and the comprehensive planning requirements

The Community Development Office has monitoring procedures in place to ensure that the activities supported with CDBG funds have been implemented in a timely manner and in accordance with the federal monitoring requirements of 24 CFR part 85 and 24 CFR 570.501-503 as well as all other applicable laws, regulations, policies and sound management and accounting practices. The monitoring procedure provides the Town with a tool to ensure that subrecipients:

- Have the capacity to carry out the approved activity;
- Are carrying out the activity as defined;
- Are implementing the activity in a timely manner;
- Are assessing eligible CDBG costs to the activity in accordance with CDBG regulations and the agreement between the Town and the subrecipient;
- Are in compliance with all other applicable laws, regulations and terms of the agreement governing their administrative, financial and programmatic operations; and
- The activity is operating in a manner that minimizes the opportunity for fraud, waste and mismanagement.

The Community Development Office carried out 23 on-site monitoring visits during PY2019, as well as desk monitorings of PY2019 activities, including reviews of progress reports, direct benefit/program benefit/beneficiary reports, equal opportunity employment reports, audited financial statements and procurement documentation. The Community Development Office also asked that subrecipient agencies provide with their request for funding their policies/standards with regards to Affirmative Action, Fair Housing, Americans with Disabilities Act, Federal Labor Standards, Uniform Relocation Act, etc.

Due to the COVID-19 outbreak in February/March, the Town of Greenwich moved to a primarily remote working environment, making in-person, on-site monitoring difficult, as many of the Town's CDBG partners also closed to outside visitors in order to protect staff and clients. Remote monitoring and technical assistance carried on through the end of PY2019.

The Community Development Office requested that subrecipients who did not complete their activities within the program year submit progress or status updates. Subrecipients must also submit proper documentation with the submission of their request for CDBG reimbursement to ensure that the expenditures were for eligible costs as outlined in the CDBG written agreement.

The findings of the monitoring review were:

- At least 51% of the total beneficiaries for each activity supported with CDBG funds were from low- and moderate-income families/households.
- CDBG funds allocated to public service activities support only a portion of the total operating cost for the specific activity. Thus, these agencies leverage the CDBG funds with other federal, state, local, public and/or private funds to carry out the proposed programs/services.
- Subrecipients were in compliance with the regulations stipulated in the subrecipient agreement.
- Public service activities address the needs of low/moderate-income persons including food, transportation, health programs, child care, day care for the elderly, homeless services, mental health services, domestic violence support services and counseling services.
- The services and activities that were supported with CDBG funds were vital to the community especially to low- and moderate-income persons.

Citizen Participation Plan 91.105(d); 91.115(d)

Describe the efforts to provide citizens with reasonable notice and an opportunity to comment on performance reports.

The Town held a publicly noticed meeting at Greenwich Town Hall on February 21, 2020 to review mid-year progress on PY2019 activities, as well as to set priorities for PY2020. Citizens may also submit comments to the Community Development Office via email or regular mail through the end of the CAPER comment period. Notice of the availability of the PY2019 CAPER was posted in the *Greenwich Time* on September 10, 2020. Due to the COVID-19 outbreak and subsequent restrictions to entering Town Hall, the Community Development Office made its PY2019 CAPER available on the Community Development webpage at <https://www.greenwichct.gov/1140/Documents-and-Reports>.

CR-45 - CDBG 91.520(c)

Specify the nature of, and reasons for, any changes in the jurisdiction’s program objectives and indications of how the jurisdiction would change its programs as a result of its experiences.

The Town did not make any changes to its program objectives throughout the course of PY2019. Priorities for allocating CDBG funding – including programs for children, the elderly, those in need of mental health treatment/counseling and domestic violence victims – continue to be of need in Greenwich. Priority funding for organizations working to prevent, prepare for and respond to the COVID-19 outbreak were accounted for in the Town’s PY2020 Annual Action Plan.

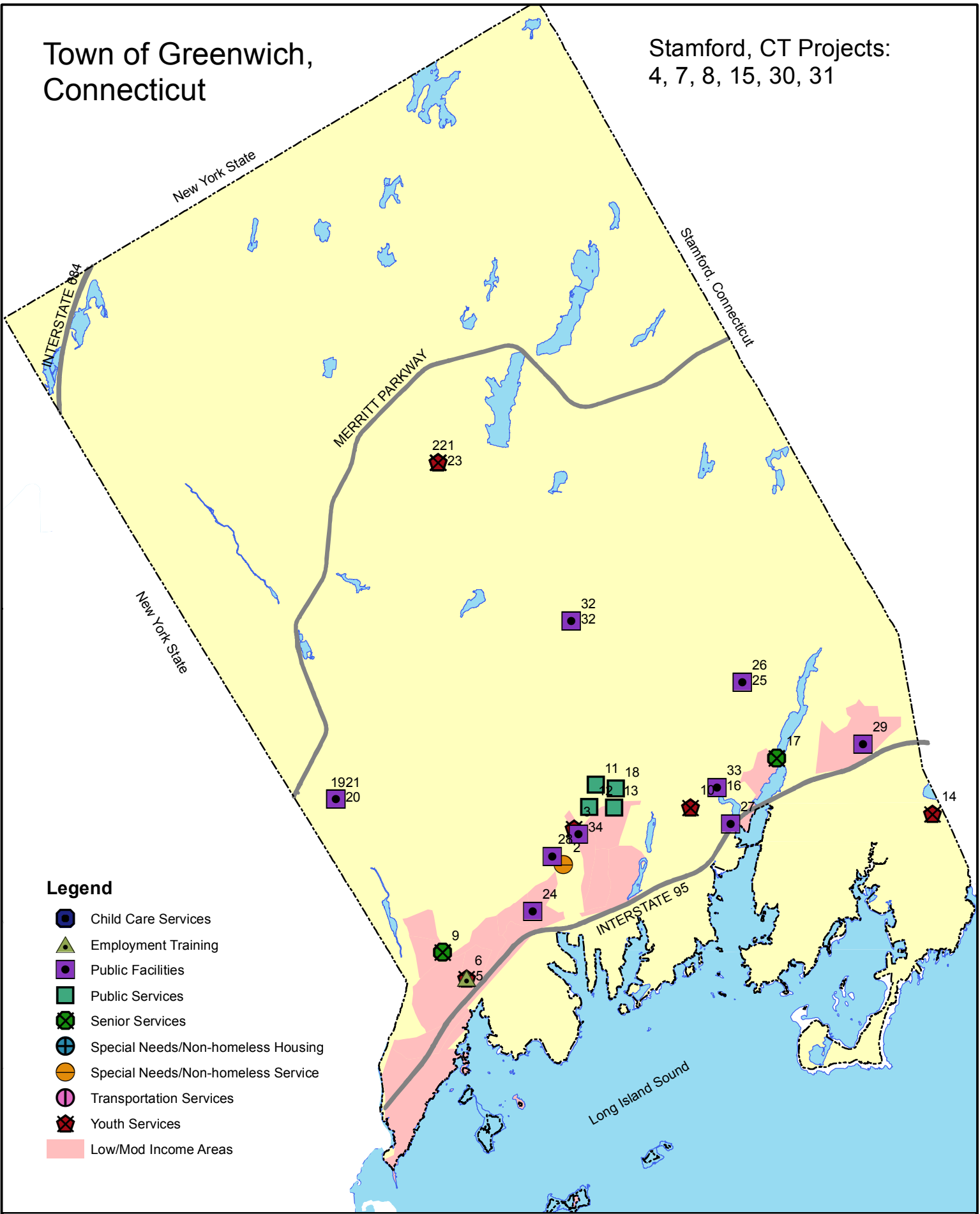
Does this Jurisdiction have any open Brownfields Economic Development Initiative (BEDI) grants?

No.








[BEDI grantees] Describe accomplishments and program outcomes during the last year.

Town of Greenwich, Connecticut

Stamford, CT Projects:
4, 7, 8, 15, 30, 31




Legend

-  Child Care Services
-  Employment Training
-  Public Facilities
-  Public Services
-  Senior Services
-  Special Needs/Non-homeless Housing
-  Special Needs/Non-homeless Service
-  Transportation Services
-  Youth Services
-  Low/Mod Income Areas

This map was produced from the Town of Greenwich Geographic Information System. The Town expressly disclaims any liability that may result from the use of this map.
Map: 5/21/19. Copyright © 2005 by the Town of Greenwich.

CDBG 2019 Projects (Proposed)





Office of Community Planning and Development
 U.S. Department of Housing and Urban Development
 Integrated Disbursement and Information System
 PR26 - CDBG Financial Summary Report
 Program Year 2019
 GREENWICH , CT

DATE: 09-09-20
 TIME: 11:29
 PAGE: 1

PART I: SUMMARY OF CDBG RESOURCES

01 UNEXPENDED CDBG FUNDS AT END OF PREVIOUS PROGRAM YEAR	0.00
02 ENTITLEMENT GRANT	818,682.00
03 SURPLUS URBAN RENEWAL	0.00
04 SECTION 108 GUARANTEED LOAN FUNDS	0.00
05 CURRENT YEAR PROGRAM INCOME	31,686.00
05a CURRENT YEAR SECTION 108 PROGRAM INCOME (FOR SI TYPE)	0.00
06 FUNDS RETURNED TO THE LINE-OF-CREDIT	0.00
06a FUNDS RETURNED TO THE LOCAL CDBG ACCOUNT	0.00
07 ADJUSTMENT TO COMPUTE TOTAL AVAILABLE	0.00
08 TOTAL AVAILABLE (SUM, LINES 01-07)	850,368.00

PART II: SUMMARY OF CDBG EXPENDITURES

09 DISBURSEMENTS OTHER THAN SECTION 108 REPAYMENTS AND PLANNING/ADMINISTRATION	885,650.96
10 ADJUSTMENT TO COMPUTE TOTAL AMOUNT SUBJECT TO LOW/MOD BENEFIT	0.00
11 AMOUNT SUBJECT TO LOW/MOD BENEFIT (LINE 09 + LINE 10)	885,650.96
12 DISBURSED IN IDIS FOR PLANNING/ADMINISTRATION	135,343.11
13 DISBURSED IN IDIS FOR SECTION 108 REPAYMENTS	0.00
14 ADJUSTMENT TO COMPUTE TOTAL EXPENDITURES	0.00
15 TOTAL EXPENDITURES (SUM, LINES 11-14)	1,020,994.07
16 UNEXPENDED BALANCE (LINE 08 - LINE 15)	(170,626.07)

PART III: LOWMOD BENEFIT THIS REPORTING PERIOD

17 EXPENDED FOR LOW/MOD HOUSING IN SPECIAL AREAS	0.00
18 EXPENDED FOR LOW/MOD MULTI-UNIT HOUSING	0.00
19 DISBURSED FOR OTHER LOW/MOD ACTIVITIES	630,335.31
20 ADJUSTMENT TO COMPUTE TOTAL LOW/MOD CREDIT	0.00
21 TOTAL LOW/MOD CREDIT (SUM, LINES 17-20)	630,335.31
22 PERCENT LOW/MOD CREDIT (LINE 21/LINE 11)	71.17%

LOW/MOD BENEFIT FOR MULTI-YEAR CERTIFICATIONS

23 PROGRAM YEARS(PY) COVERED IN CERTIFICATION	PY: PY: PY:
24 CUMULATIVE NET EXPENDITURES SUBJECT TO LOW/MOD BENEFIT CALCULATION	0.00
25 CUMULATIVE EXPENDITURES BENEFITING LOW/MOD PERSONS	0.00
26 PERCENT BENEFIT TO LOW/MOD PERSONS (LINE 25/LINE 24)	0.00%

PART IV: PUBLIC SERVICE (PS) CAP CALCULATIONS

27 DISBURSED IN IDIS FOR PUBLIC SERVICES	128,058.42
28 PS UNLIQUIDATED OBLIGATIONS AT END OF CURRENT PROGRAM YEAR	0.00
29 PS UNLIQUIDATED OBLIGATIONS AT END OF PREVIOUS PROGRAM YEAR	0.00
30 ADJUSTMENT TO COMPUTE TOTAL PS OBLIGATIONS	0.00
31 TOTAL PS OBLIGATIONS (LINE 27 + LINE 28 - LINE 29 + LINE 30)	128,058.42
32 ENTITLEMENT GRANT	818,682.00
33 PRIOR YEAR PROGRAM INCOME	0.00
34 ADJUSTMENT TO COMPUTE TOTAL SUBJECT TO PS CAP	0.00
35 TOTAL SUBJECT TO PS CAP (SUM, LINES 32-34)	818,682.00
36 PERCENT FUNDS OBLIGATED FOR PS ACTIVITIES (LINE 31/LINE 35)	15.64%

PART V: PLANNING AND ADMINISTRATION (PA) CAP

37 DISBURSED IN IDIS FOR PLANNING/ADMINISTRATION	135,343.11
38 PA UNLIQUIDATED OBLIGATIONS AT END OF CURRENT PROGRAM YEAR	0.00
39 PA UNLIQUIDATED OBLIGATIONS AT END OF PREVIOUS PROGRAM YEAR	0.00
40 ADJUSTMENT TO COMPUTE TOTAL PA OBLIGATIONS	0.00
41 TOTAL PA OBLIGATIONS (LINE 37 + LINE 38 - LINE 39 +LINE 40)	135,343.11
42 ENTITLEMENT GRANT	818,682.00
43 CURRENT YEAR PROGRAM INCOME	31,686.00
44 ADJUSTMENT TO COMPUTE TOTAL SUBJECT TO PA CAP	0.00
45 TOTAL SUBJECT TO PA CAP (SUM, LINES 42-44)	850,368.00
46 PERCENT FUNDS OBLIGATED FOR PA ACTIVITIES (LINE 41/LINE 45)	15.92%



Office of Community Planning and Development
 U.S. Department of Housing and Urban Development
 Integrated Disbursement and Information System
 PR26 - CDBG Financial Summary Report
 Program Year 2019
 GREENWICH , CT

DATE: 09-09-20
 TIME: 11:29
 PAGE: 2

LINE 17 DETAIL: ACTIVITIES TO CONSIDER IN DETERMINING THE AMOUNT TO ENTER ON LINE 17

Report returned no data.

LINE 18 DETAIL: ACTIVITIES TO CONSIDER IN DETERMINING THE AMOUNT TO ENTER ON LINE 18

Plan Year	IDIS Project	IDIS Activity	Activity Name	Matrix Code	National Objective	Drawn Amount
2016	14	610	PY2016 Housing Authority of the Town of Greenwich - MKTII Exterior Cornice and Gable Repair	14B	LMH	\$154,722.00
2017	22	658	PY2017 Housing Authority of the Town of Greenwich - McKinney Terrace I Painting and Upgrade	14B	LMH	\$9,780.00
2018	21	669	PY2018 Inspirica, Inc. - Colony Apartments Elevator Replacement	14B	LMH	\$80,000.00
2018	31	670	PY2018R Inspirica, Inc. - Colony Apartments Elevator Phase II	14B	LMH	\$10,813.65
				14B	Matrix Code	\$255,315.65
Total						\$255,315.65

LINE 19 DETAIL: ACTIVITIES INCLUDED IN THE COMPUTATION OF LINE 19

Plan Year	IDIS Project	IDIS Activity	Voucher Number	Activity Name	Matrix Code	National Objective	Drawn Amount
2019	32	694	6390030	PY2019 Parsonage Cottage - Flooring Replacement	03A	LMC	\$23,639.99
					03A	Matrix Code	\$23,639.99
2018	17	663	6282351	PY2018 Abilis, Inc. - Rooftop AC and Gas Heat Units Replacement	03B	LMC	\$48,400.00
2018	26	662	6282351	PY2018R Pathways - 175 Milbank Group Home Renovation	03B	LMC	\$11,350.00
2018	26	662	6340829	PY2018R Pathways - 175 Milbank Group Home Renovation	03B	LMC	\$8,650.00
2018	28	666	6320658	PY2018R Abilis - 15 Cross Ridge Renovations	03B	LMC	\$54,302.00
					03B	Matrix Code	\$122,702.00
2016	24	606	6356772	PY2016 Boys and Girls Club - Facility Security Improvements Project	03D	LMC	\$20,052.45
2017	18	695	6390030	PY2017 Boys and Girls Club - Security Improvements at the Boys and Girls Club of Greenwich	03D	LMC	\$10,032.00
2018	27	665	6282351	PY2018R Boys & Girls Club of Greenwich - HVAC Upgrade	03D	LMC	\$26,891.00
					03D	Matrix Code	\$56,975.45
2018	29	667	6320658	PY2018R Parsonage Cottage - Front Door Replacement	03E	LMC	\$20,050.00
2018	30	668	6320658	PY2018R YWCA Greenwich - Security Enhancement	03E	LMC	\$31,638.00
2018	30	668	6356772	PY2018R YWCA Greenwich - Security Enhancement	03E	LMC	\$29,376.95
2019	27	691	6390030	PY2019 Greenwich Historical Society - Bush-Holley House Accessibility	03E	LMC	\$63,686.00
					03E	Matrix Code	\$144,750.95
2017	20	693	6390030	PY2017 Family Centers, Inc. - Gateway Preschool Playground Soft Surface Replacement	03M	LMC	\$24,164.00
					03M	Matrix Code	\$24,164.00
2018	19	690	6390030	PY2018 Family Centers, Inc. - Bridge Street Exterior Rehab	03P	LMC	\$36,000.00
2018	32	674	6340829	PY2018 Family Centers, Inc. - 20 Bridge Street Bathroom Accessibility	03P	LMC	\$64,197.50
					03P	Matrix Code	\$100,197.50
2019	15	685	6390030	PY2019 Pacific House - Emergency Meals Program	03T	LMC	\$10,000.00
					03T	Matrix Code	\$10,000.00
2015	15	581	6356772	Greenwich Adult Day Care - Waterproofing and Repointing of River House (Phase I)	03Z	LMC	\$10,000.00
2015	15	581	6390030	Greenwich Adult Day Care - Waterproofing and Repointing of River House (Phase I)	03Z	LMC	\$5,000.00
2016	13	608	6390030	PY2016 Greenwich Adult Day Care - Waterproofing and Repointing of River House (Phase II)	03Z	LMC	\$14,847.00
					03Z	Matrix Code	\$29,847.00
2018	3	646	6282351	PY2018 Community Health Center, Inc. - Senior Dental Assistance Program	05A	LMC	\$6,982.00
2018	10	664	6282351	PY2018 Jewish Family Services - Supermarketing for Seniors	05A	LMC	\$6,702.00



Office of Community Planning and Development
 U.S. Department of Housing and Urban Development
 Integrated Disbursement and Information System
 PR26 - CDBG Financial Summary Report
 Program Year 2019
 GREENWICH , CT

DATE: 09-09-20
 TIME: 11:29
 PAGE: 3

Plan Year	IDIS Project	IDIS Activity	Voucher Number	Activity Name	Matrix Code	National Objective	Drawn Amount
2019	4	689	6390030	PY2019 Community Health Center - Senior Dental Program	05A	LMC	\$3,890.42
2019	9	679	6390030	PY2019 Jewish Family Services of Greenwich - Supermarketing for Seniors Program	05A	LMC	\$6,000.00
2019	11	681	6390030	PY2019 Meals on Wheels - Food Service Program	05A	LMC	\$5,000.00
					05A	Matrix Code	\$28,574.42
2019	1	671	6390030	PY2019 Boys & Girls Club of Greenwich - Friday Night Teen Program	05D	LMC	\$5,000.00
2019	3	673	6340829	PY2019 Community Centers, Inc. - Comprehensive Youth Programs	05D	LMC	\$7,000.00
2019	13	683	6356772	PY2019 Neighbor to Neighbor - Summer Supplement Program	05D	LMC	\$10,000.00
					05D	Matrix Code	\$22,000.00
2019	18	688	6356772	PY2019 YWCA of Greenwich - Domestic Violence Crisis Intervention Services	05G	LMC	\$7,000.00
					05G	Matrix Code	\$7,000.00
2019	6	676	6356772	PY2019 Family Centers - Reaching Independence Through Employment (RITE) Program	05H	LMC	\$5,000.00
2019	8	678	6390030	PY2019 Inspirica, Inc. - Jumpstart Career Program Employment Specialist	05H	LMC	\$5,000.00
					05H	Matrix Code	\$10,000.00
2019	5	675	6356772	PY2019 Family Centers - First Steps Preschool Program at Armstrong Court	05L	LMC	\$7,000.00
2019	14	684	6390030	PY2019 Old Greenwich Riverside Community Center - OGRCC Childcare Program	05L	LMC	\$5,500.00
					05L	Matrix Code	\$12,500.00
2019	12	682	6390030	PY2019 Mothers for Others - Diaper Acquisition and Distribution Program	05M	LMC	\$7,000.00
					05M	Matrix Code	\$7,000.00
2019	10	680	6390030	PY2019 Kids in Crisis - SafeHaven for Kids	05N	LMC	\$10,000.00
					05N	Matrix Code	\$10,000.00
2019	2	672	6340829	PY2019 Child Guidance Center of Southern CT - Mental Health Services	05O	LMC	\$7,984.00
2019	16	686	6390030	PY2019 Pathways - Fellowship Program	05O	LMC	\$6,000.00
					05O	Matrix Code	\$13,984.00
2019	7	677	6390030	PY2019 Food Bank of Lower Fairfield County - Food Bank Administrative Support	05W	LMC	\$7,000.00
					05W	Matrix Code	\$7,000.00
Total							\$630,335.31

LINE 27 DETAIL: ACTIVITIES INCLUDED IN THE COMPUTATION OF LINE 27

Plan Year	IDIS Project	IDIS Activity	Voucher Number	Activity Name	Matrix Code	National Objective	Drawn Amount
2019	15	685	6390030	PY2019 Pacific House - Emergency Meals Program	03T	LMC	\$10,000.00
					03T	Matrix Code	\$10,000.00
2018	3	646	6282351	PY2018 Community Health Center, Inc. - Senior Dental Assistance Program	05A	LMC	\$6,982.00
2018	10	664	6282351	PY2018 Jewish Family Services - Supermarketing for Seniors	05A	LMC	\$6,702.00
2019	4	689	6390030	PY2019 Community Health Center - Senior Dental Program	05A	LMC	\$3,890.42
2019	9	679	6390030	PY2019 Jewish Family Services of Greenwich - Supermarketing for Seniors Program	05A	LMC	\$6,000.00
2019	11	681	6390030	PY2019 Meals on Wheels - Food Service Program	05A	LMC	\$5,000.00
					05A	Matrix Code	\$28,574.42
2019	1	671	6390030	PY2019 Boys & Girls Club of Greenwich - Friday Night Teen Program	05D	LMC	\$5,000.00
2019	3	673	6340829	PY2019 Community Centers, Inc. - Comprehensive Youth Programs	05D	LMC	\$7,000.00

