



**COMMUNITY
DEVELOPMENT
BLOCK GRANT**

2018 CAPER

**CONSOLIDATED ANNUAL PERFORMANCE
AND EVALUATION REPORT FOR PY2018**

January 1, 2018 – June 30, 2019

Greenwich, Connecticut

DRAFT

COPIES OF THE DRAFT 2018 CAPER (CONSOLIDATED ANNUAL PERFORMANCE AND EVALUATION REPORT) WERE MADE AVAILABLE FOR PUBLIC REVIEW AT THE FOLLOWING PLACES DURING NORMAL HOURS OF OPERATION:

TOWN CLERK'S OFFICE – TOWN HALL

COMMUNITY DEVELOPMENT OFFICE – TOWN HALL

**GREENWICH LIBRARY
101 WEST PUTNAM AVENUE
GREENWICH, CT**

**BYRAM SHUBERT LIBRARY
MEAD AVENUE
BYRAM, CT**

**COS COB LIBRARY
5 SINAWOY ROAD
COS COB, CT**

**PERROT MEMORIAL LIBRARY
90 SOUND BEACH AVENUE
OLD GREENWICH, CT**

CR-05 - Goals and Outcomes

Progress the jurisdiction has made in carrying out its strategic plan and its action plan. 91.520(a)

This could be an overview that includes major initiatives and highlights that were proposed and executed throughout the program year.

As a U.S. Department of Housing and Urban Development (“HUD”) entitlement community, the Town of Greenwich (the “Town”) was eligible for and received federal Community Development Block Grant (“CDBG”) funds for Program Year 2018 (“PY2018”) (January 1, 2018 – June 30, 2019). The Town allocated PY2018 CDBG funds to activities whose primary beneficiaries were low- and moderate-income (“LMI”) persons.

Greenwich has historically dedicated 100% of its annual CDBG allocation to support agencies that provided services and/or activities whose primary beneficiaries were LMI persons (at least 51% of total beneficiaries fall under the LMI criteria). HUD requires that at least 70% of the total CDBG allocation be expended on activities that primarily benefit LMI persons. At the conclusion of Program Year 2018, the Town has again exceeded this HUD requirement, with 96.7% of CDBG Program beneficiaries in PY2018 meeting the criteria for low- or moderate-income. Additionally, the Town was able to close several prior year public facility projects over the course of PY2018.

Greenwich continues to incorporate an outcome performance measurement system to be used as a basis for evaluating the success and effectiveness of CDBG-funded activities. The objectives listed below were used as a guide for the activities funded during PY2018:

- To provide a suitable living environment.
- To provide decent housing.
- To expand economic opportunities.

The CDBG entitlement program is a vital funding resource to the Greenwich community since it provides support to many local, area and regional agencies whose services are essential to LMI residents. CDBG funds ensure accessibility, availability and improvement in the quality of services for the benefit of LMI residents.

Comparison of the proposed versus actual outcomes for each outcome measure submitted with the consolidated plan and explain, if applicable, why progress was not made toward meeting goals and objectives. 91.520(g)

Categories, priority levels, funding sources and amounts, outcomes/objectives, goal outcome indicators, units of measure, targets, actual

outcomes/outputs, and percentage completed for each of the grantee's program year goals.

Goal	Category	Source / Amount	Indicator	Unit of Measure	Expected – Strategic Plan	Actual – Strategic Plan	Percent Complete	Expected – Program Year	Actual – Program Year	Percent Complete
Abused/Neglected Children Crisis Nursery Emergency	Non-Housing Community Development	CDBG: \$	Public service activities other than Low/Moderate Income Housing Benefit	Persons Assisted	0	155		29	33	113.79%
Abused/Neglected Children Crisis Nursery Emergency	Non-Housing Community Development	CDBG: \$	Homeless Person Overnight Shelter	Persons Assisted	0	33		29	33	113.79%
Affordable Housing - Rehab of Existing Units	Affordable Housing Public Housing	CDBG: \$	Rental units rehabilitated	Household Housing Unit	0	21		21	21	100.00%
Affordable Housing - Rehab of Existing Units	Affordable Housing Public Housing	CDBG: \$	Homeowner Housing Rehabilitated	Household Housing Unit	0	0		0	0	
Affordable Housing - Rehab of Existing Units	Affordable Housing Public Housing	CDBG: \$	Housing for Homeless added	Household Housing Unit	0	0		0	0	
Affordable Housing - Rehab of Existing Units	Affordable Housing Public Housing	CDBG: \$	Housing for People with HIV/AIDS added	Household Housing Unit	0	0		0	0	

Battered/Abused Spouses - DAS Crisis Intervention	Non-Housing Community Development	CDBG: \$	Public service activities other than Low/Moderate Income Housing Benefit	Persons Assisted	0	4182		1275	751	58.90%
CDBG Planning and Administration	Affordable Housing Public Housing Homeless Non-Homeless Special Needs Non-Housing Community Development	CDBG: \$	Other	Other	0	3		1	1	100.00%
Child Care Centers Rehab/Improvements	Non-Housing Community Development	CDBG: \$	Public Facility or Infrastructure Activities other than Low/Moderate Income Housing Benefit	Persons Assisted	0	0				
Child Care Services	Non-Housing Community Development	CDBG: \$	Public service activities other than Low/Moderate Income Housing Benefit	Persons Assisted	0	244		228	244	107.02%

Child Care Services - OGRCC Scholarship Program	Non-Housing Community Development	CDBG: \$	Public service activities other than Low/Moderate Income Housing Benefit	Persons Assisted	0	11		11	3	27.27%
Employment Training - RITE Program	Non-Housing Community Development	CDBG: \$	Public service activities other than Low/Moderate Income Housing Benefit	Persons Assisted	0	991		250	272	108.80%
Handicapped Services	Non-Homeless Special Needs	CDBG: \$	Public Facility or Infrastructure Activities other than Low/Moderate Income Housing Benefit	Persons Assisted	0	0				
Health Services - Senior Dental Program	Non-Homeless Special Needs	CDBG: \$	Public service activities other than Low/Moderate Income Housing Benefit	Persons Assisted	0	53		16	25	156.25%
Homeless Facilities Rehab/Improvements	Homeless	CDBG: \$	Public Facility or Infrastructure Activities other than Low/Moderate Income Housing Benefit	Persons Assisted	0	330		0	0	
Homeless Facilities Rehab/Improvements	Homeless	CDBG: \$	Homeless Person Overnight Shelter	Persons Assisted	0	0		0	0	

Homeless Facilities Rehab/Improvements	Homeless	CDBG: \$	Overnight/Emergency Shelter/Transitional Housing Beds added	Beds	0	0		0	0	
Homeless Services - Women's Housing Manager	Homeless	CDBG: \$	Public service activities other than Low/Moderate Income Housing Benefit	Persons Assisted	0	99		20	99	495.00%
Homeless Services - Women's Housing Manager	Homeless	CDBG: \$	Homeless Person Overnight Shelter	Persons Assisted	0	0		0	0	
Homeless Services - Women's Housing Manager	Homeless	CDBG: \$	Homelessness Prevention	Persons Assisted	0	0		15	99	660.00%
Mental Health Services	Non-Homeless Special Needs Non-Housing Community Development	CDBG: \$	Public service activities other than Low/Moderate Income Housing Benefit	Persons Assisted	0	0				
Mental Health Services - Counseling CAFT Program	Non-Housing Community Development	CDBG: \$	Public service activities other than Low/Moderate Income Housing Benefit	Persons Assisted	0	258		474	258	54.43%

Neighborhood Facilities Rehab/Improvements	Non-Housing Community Development	CDBG: \$	Public Facility or Infrastructure Activities other than Low/Moderate Income Housing Benefit	Persons Assisted	0	200		140	200	142.86%
Public Facilities - Food Pantry Building	Non-Housing Community Development	CDBG: \$	Public Facility or Infrastructure Activities other than Low/Moderate Income Housing Benefit	Persons Assisted	0	0				
Public Facilities Rehab/Improvements	Non-Homeless Special Needs Non-Housing Community Development	CDBG: \$	Public Facility or Infrastructure Activities other than Low/Moderate Income Housing Benefit	Persons Assisted	0	1460		455	0	0.00%
Public Facilities Safety Improvements Homeless Hsg	Homeless	CDBG: \$	Homelessness Prevention	Persons Assisted	0	0				
Public Services - Food Bank Program	Non-Housing Community Development	CDBG: \$	Public service activities other than Low/Moderate Income Housing Benefit	Persons Assisted	0	38072		13048	6525	50.01%

Public Services - Food Services Program	Non-Housing Community Development	CDBG: \$	Public service activities other than Low/Moderate Income Housing Benefit	Persons Assisted	0	684		100	78	78.00%
Public Services - Summer Supplement Program N2N	Non-Housing Community Development	CDBG: \$	Public service activities other than Low/Moderate Income Housing Benefit	Persons Assisted	0	669		320	316	98.75%
Public Services (General)	Non-Homeless Special Needs Non-Housing Community Development	CDBG: \$	Public service activities other than Low/Moderate Income Housing Benefit	Persons Assisted	0	209		265	209	78.87%
Public Services (General)	Non-Homeless Special Needs Non-Housing Community Development	CDBG: \$	Homeless Person Overnight Shelter	Persons Assisted	0	0		0	0	

Senior Services	Non-Homeless Special Needs Non-Housing Community Development	CDBG: \$	Public service activities other than Low/Moderate Income Housing Benefit	Persons Assisted	0	151		146	151	103.42%
Senior Services - Food Service Program	Non-Homeless Special Needs	CDBG: \$	Public service activities other than Low/Moderate Income Housing Benefit	Persons Assisted	0	88		160	88	55.00%
Services for Homeless Persons	Homeless	CDBG: \$	Public service activities other than Low/Moderate Income Housing Benefit	Persons Assisted	0	143		143	143	100.00%
Services for Homeless Persons	Homeless	CDBG: \$	Homeless Person Overnight Shelter	Persons Assisted	0	143		143	143	100.00%
Services for Homeless Persons	Homeless	CDBG: \$	Overnight/Emergency Shelter/Transitional Housing Beds added	Beds	0	0		0	0	
Services for Homeless Persons	Homeless	CDBG: \$	Homelessness Prevention	Persons Assisted	0	0				
Youth Centers Rehab/Improvements	Non-Housing Community Development	CDBG: \$	Public Facility or Infrastructure Activities other than Low/Moderate Income Housing Benefit	Persons Assisted	0	472		902	472	52.33%

Youth Services - Comprehensive Education Program	Non-Homeless Special Needs Non-Housing Community Development	CDBG: \$	Public service activities other than Low/Moderate Income Housing Benefit	Persons Assisted	0	351		300	351	117.00%
--	--	----------	--	------------------	---	-----	--	-----	-----	---------

Table 1 - Accomplishments – Program Year & Strategic Plan to Date

Assess how the jurisdiction’s use of funds, particularly CDBG, addresses the priorities and specific objectives identified in the plan, giving special attention to the highest priority activities identified.

The Town provided CDBG funds to activities that addressed the needs and goals identified in the Town’s 2015-2019 Five-year Consolidated Plan (“Con Plan”). The following activities were addressed throughout the course of Program Year 2017 (all activities funded in PY2017 unless

otherwise noted):

Housing – High Priority

Action: Completed Three (3) Projects

- McKinney Terrace Boiler Replacement (HATG)
- Armstrong Court Boiler Replacement Phase II (HATG) (PY2015)
- Parsonage Cottage Boiler/Hot Water Heater Replacement (PY2016)

Public Facility – High Priority

Action: Completed Three (3) Projects

- Camp Simmons Pool Fence (BGCG)
- Emergency Generator at 258 Davis Avenue Group Home (Pathways) (PY2017)
- Emergency Shelter Bed Replacement (Pacific House) (PY2017)

Public Facility – High Priority

Action: Funded Seven (7) Projects

- Rooftop Air Conditioner/Heating Unit Replacement (Abilis)
- Exterior Rehabilitation (Family Centers)
- Colony Apartments Elevator Replacement (Inspirica)
- ADA Bathroom Renovation (TAG)

Public Service Needs – High Priority

Action: Completed Sixteen (16) Activities

- Mental Health Services – Mental Health Services (CGC)
- Youth Services– Comprehensive Education Program (CCI)
- Health Services for Elderly – Senior Dental Program (CHC)
- Childcare Services – Armstrong Court Preschool Program (FC)
- Employment Services – RITE Program (FC)
- Basic Human Need Food Service – Food Service Program Support (Food Bank)
- Senior Services – River House Wellness Therapy Program (RHADC)
- Homeless Services – Women’s Housing Program (Inspirica)
- Employment Services – Jumpstart Career Program Specialist (Inspirica)
- Senior Services – Supermarketing for Seniors (JFS)
- Abused & Neglected Children – Crisis Nursery Emergency Services (KIC)
- Basic Human Need Food Services – Food Service Program Support (MOW)
- Basic Human Need Food Services – Summer Supplement Program (N2N)
- Childcare Services – Old Greenwich Riverside Community Center Childcare Program (OGRCC)
- Homeless Services – Emergency Meals Program (Pacific House)
- Battered & Abused Spouses/Children – Domestic Abuse Services (YWCA)

The Town gave priority to funding programs, services and capital projects that meet the immediate needs of the most vulnerable members of the community, including organizations that provide for the elderly, women and their children who have been victims of physical/emotional

abuse and those without access to nutritious meals.

Additionally, the Town funded nine (9) public facility activities via a substantial amendment reprogramming:

- Group Home Accessibility Renovations (Abilis)
- Boys and Girls Club of Greenwich HVAC Upgrade
- Boys and Girls Club of Greenwich Roof Repair
- Building/Bathroom Accessibility Improvements (Family Centers)
- Colony Apartments Elevator Replacement (Inspirica)
- Air Conditioning System Repairs (Pacific House)
- Front Door Replacement (Parsonage Cottage)
- Group Home Renovations (Pathways)
- Security Improvements (YWCA)

CR-10 - Racial and Ethnic composition of families assisted

Describe the families assisted (including the racial and ethnic status of families assisted).

91.520(a)

	CDBG
White	6,333
Black or African American	3,897
Asian	441
American Indian or American Native	5
Native Hawaiian or Other Pacific Islander	26
Total	10,702
Hispanic	5,919
Not Hispanic	4,783

Table 2 – Table of assistance to racial and ethnic populations by source of funds

Narrative

The racial and ethnic breakdown of individuals and families assisted with CDBG funding in PY2018 is reflective of the Town's overall population breakdown and associated poverty statistics. Per the 2016 U.S. Census American Community Survey, the Town's poverty rate is 6.3%. 84.5% of the Town's population is white, while only 6% of white residents are living below the poverty level. 2.8% of the Town's population is black, while 12.9% of black residents are living below poverty level. 12% of the Town's population identifies as Latino/Hispanic, with 11.4% living below the poverty level.

CR-15 - Resources and Investments 91.520(a)

Identify the resources made available

Source of Funds	Source	Resources Made Available	Amount Expended During Program Year
CDBG	public - federal	866,029	410,901

Table 3 - Resources Made Available

Narrative

The actual entitlement grant received from HUD to be allocated to new activities funded during Program Year 2018 was \$803,230. Another \$15,843 in program income was made available. Additionally, the Town substantially amended its PY2018 Annual Action Plan during PY2018 through a mid-year reprogramming of \$329,405.45 in previously unallocated funds/cancelled activities.

The Town funded 31 new activities (16 public service programs, 6 public facility/capital improvement/housing projects during the initial allocation process, 9 public facility/capital improvement/housing projects) during Program Year 2018. In each of the proposed activities, at least 51% of the total program participants were low- and moderate-income persons. Funding was also allocated to planning and administration to cover costs incurred by the Town in administering the program.

The following provides a breakdown of the funding allocation during PY2018 including the two new activities:

- Mental Health Services – Mental Health Services (CGC) - \$11,170.00
- Youth Services– Comprehensive Education Program (CCI) - \$5,585.00
- Health Services for Elderly – Senior Dental Program (CHC) - \$6,982.00
- Childcare Services – Armstrong Court Preschool Program (FC) - \$7,819.00
- Employment Services – RITE Program (FC) - \$6,702.00
- Basic Human Need Food Service – Food Service Program Support (Food Bank) - \$5,585.00
- Senior Services – River House Wellness Therapy Program (GADC) - \$6,702.00
- Homeless Services – Women’s Housing Program (Inspirica) - \$5,585.00
- Employment Services – Jumpstart Career Program Specialist (Inspirica) - \$5,585.00
- Senior Services – Supermarketing for Seniors (JFS) - \$6,702.00
- Abused & Neglected Children – Crisis Nursery Emergency Services (KIC) - \$11,170.00
- Basic Human Need Food Services – Food Service Program Support (MOW) - \$5,585.00
- Basic Human Need Food Services – Summer Supplement Program (N2N) - \$11,170.00
- Childcare Services – Old Greenwich Riverside Community Center Childcare Program (OGRCC) - \$6,702.00
- Homeless Services – Emergency Meals Program (Shelter for the Homeless) - \$5,585.00
- Battered & Abused Spouses (and their children) – Domestic Abuse Services (YWCA) - \$11,170.00

- Rooftop AC and Gas Heat Units (Abilis) - \$48,400.00
- Camp Simmons Pool Fencing (BGCG) - \$21,900.00
- Bridge Street Exterior Rehabilitation (Family Centers) - \$36,000.00
- McKinney Terrace I Boiler System Replacement (HATG) - \$77,275.00
- Colony Apartments Elevator Replacement (Inspirica) - \$80,000.00
- ADA Bathroom Renovation (TAG) - \$8,250.00
- Public Facility/Housing/Economic Development Contingency Fund - \$246,512.24
- CDBG Administration – \$145,000.00

Program Income

The Town received \$15,843.00 in program income during Program Year 2017. This income represents loan repayment from the Housing Authority for a restructured loan related to Parsonage Cottage. This funding is accounted for in future-year reprogrammings/allocations.

Identify the geographic distribution and location of investments

Target Area	Planned Percentage of Allocation	Actual Percentage of Allocation	Narrative Description
Greenwich, CT Geographic Area Map	100	100	See attached jpg photo.

Table 4 – Identify the geographic distribution and location of investments

Narrative

Narrative

Target Area - Greenwich, CT Geographic Area Map (attached)

Planned % of Allocation - 100%

Actual Percentage of Allocation - 100%

Narrative Description - There was no single specific geographic area of focus in allocating CDBG funding in Program Year 2018. Neighborhoods within the Town of Greenwich are generally comprised of mixed-income households, therefore targeted LMI residents do not populate a geographic area that is easily tracked (such as a census tract or a block group). Thus, the allocation of CDBG funds focused on activities that are accessible and available to low- and moderate-income residents.

The services and programs undertaken during PY2018 are located in scattered locations within Town but are accessible via the Post Road and Interstate 95, where transportation services are available. The Greenwich, CT Geographic Area Map which illustrates the activities funded during PY2018 has been

uploaded as an attachment. The shaded areas represent the low- and moderate-income parts in Town. The map shows that the programs and services were made available and accessible to the target area (low- and moderate-income area).

Leveraging

Explain how federal funds leveraged additional resources (private, state and local funds), including a description of how matching requirements were satisfied, as well as how any publicly owned land or property located within the jurisdiction that were used to address the needs identified in the plan.

In addition to the CDBG entitlement and program income funds, the Town also pursued other sources of funding to be made available and allocated to local and area agencies that provide services specifically addressing the identified needs of the target LMI population. Also, the allocation of funds for assisted/affordable housing was based on a balance of need, realistic expectations of proposed accomplishments, available resources, including affordable sites and other available financing in sufficient amounts to produce housing that will be affordable to low- and moderate-income individuals and households.

Due to the 15% cap on the use of CDBG funds towards public service activities (as per HUD regulations), 2018 CDBG funds that were allocated to these activities represented only a small percentage of the total costs to cover program implementation. Since CDBG funds are limited and further restricted, nonprofit program partners seek and apply for other public and private funds (federal grants, state grants, United Way funds, private donations, etc.)

The Town also received other federal funds/grants as well as State funds/grants to support various activities that address community needs. Throughout Program Year 2018 the Town received federal funds for programs and services provided by the Town's Health Department, Human Services Department, Board of Education, and Public Works.

CR-20 - Affordable Housing 91.520(b)

Evaluation of the jurisdiction's progress in providing affordable housing, including the number and types of families served, the number of extremely low-income, low-income, moderate-income, and middle-income persons served.

	One-Year Goal	Actual
Number of Homeless households to be provided affordable housing units	0	0
Number of Non-Homeless households to be provided affordable housing units	0	0
Number of Special-Needs households to be provided affordable housing units	30	0
Total	30	0

Table 5 – Number of Households

	One-Year Goal	Actual
Number of households supported through Rental Assistance	0	0
Number of households supported through The Production of New Units	0	0
Number of households supported through Rehab of Existing Units	21	21
Number of households supported through Acquisition of Existing Units	0	0
Total	21	21

Table 6 – Number of Households Supported

Discuss the difference between goals and outcomes and problems encountered in meeting these goals.

Town planned and allocated a significant portion of available CDBG funds to local and area agencies whose programs and services specifically address the housing needs identified in the 2015-2019 Consolidated Plan.

The allocation of funds for assisted/affordable housing was based on a balance of need, realistic expectations of proposed accomplishments, available resources, including affordable sites and other

available financing in sufficient amounts to produce and maintain housing that will be affordable to low- and moderate-income individuals and households.

CDBG funds allocated to housing activities during PY2018 were for the rehabilitation and enhancement or improvement of existing affordable housing, including public housing units available to income-eligible individuals and households.

The Town completed two housing activities during PY2018 – the PY2017 Emergency Generator at 258 Davis Avenue Group Home (Pathways) project and the PY2018 Housing Authority of the Town of Greenwich McKinney I Boiler Replacement project. The 258 Davis Avenue project was started during PY2017 and was closed in IDIS during PY2018.

Discuss how these outcomes will impact future annual action plans.

The Community Development Office, Community Development Advisory Committee and First Selectman will continue to give high priority to housing activities (acquisition, rehabilitation, or renovation) to help maintain the affordability housing in Greenwich, and to ensure that such housing units are safe and decent for LMI households.

The Town will continue to work with its program partners to provide decent housing principally for low- and moderate-income persons as one of the objectives of the CDBG Program. To accomplish this objective, the Community Development Office will work to extend and strengthen partnerships among all levels of government and the private sector, including for-profit and non-profit organizations, in the production and preservation of decent, safe and affordable housing.

The Town received four housing-related requests for funding in PY2018 (including the reprogramming process) and was able to fund three of them. Based on past performance and the strength of proposals for yet-to-be-completed projects, the Town intends to continue partnering with the Housing Authority of the Town of Greenwich, as well as non-profit housing providers to meet the housing goals set forth in the Con Plan.

Include the number of extremely low-income, low-income, and moderate-income persons served by each activity where information on income by family size is required to determine the eligibility of the activity.

Number of Households Served	CDBG Actual	HOME Actual
Extremely Low-income	3	0
Low-income	14	0
Moderate-income	0	0
Total	17	0

Table 7 – Number of Households Served

Narrative Information

The Community Development Office, in its effort to continually promote the development and maintenance of decent, safe housing affordable to target income households as well as those with special needs, will have the following goals and objectives for future years:

- Assist in the development and provision of housing for target income households and special needs groups;
- Support and assist in the conservation and improvement of existing affordable housing stock;
- Promote equal housing opportunities;
- Preserve existing affordable housing developments for target income households with the use of various resources, programs and policies; and
- Assist in the conservation and affordability of assisted housing through rehabilitation for energy conservation and continued life of the buildings.

The Town of Greenwich will continue to submit to the State of Connecticut Department of Housing an annual census of all housing units that qualify as affordable housing in accordance with CGS 8-30g. This process allows the Town to monitor the affordable housing units to ensure that such units remain affordable and available for the target residents or population.

CR-25 - Homeless and Other Special Needs 91.220(d, e); 91.320(d, e); 91.520(c)

Evaluate the jurisdiction's progress in meeting its specific objectives for reducing and ending homelessness through:

Reaching out to homeless persons (especially unsheltered persons) and assessing their individual needs

Greenwich does not have any dedicated shelters for homeless individuals and homeless families with children, with the exception of Kids in Crisis that serves abused and neglected children. Therefore, the Town continued to support and allocated CDBG funds to area and regional homeless shelters in Program Year 2018.

In order to successfully reach out to the homeless population and be completely aware of their needs, the Town relied upon the area and regional agencies that offer program services and temporary shelter/transitional housing to conduct a needs assessment survey to ensure that the needs of the homeless persons are being properly addressed, including the Point-in-Time Count conducted by Opening Doors Fairfield County.

The Town worked and supported area and regional agencies that address the needs of the homeless population. The funded agencies during PY2018 that work with homeless persons were: Inspirica, Kids in Crisis and Pacific House.

To ensure that emergency and transitional housing needs of homeless persons are identified and addressed, the Community Development Office collaborated with the homeless program service and housing providers and supported their short-term and long-term plans, including capital improvements, to ensure that support and assistance are provided to those who are transitioning from emergency shelters to permanent and independent housing.

Addressing the emergency shelter and transitional housing needs of homeless persons

A total of five activities that serve homeless individuals or families were provided Program Year 2018 CDBG funds. Of the five activities, three were public service programs and two were public facility projects. Under public service activities: Inspirica received \$5,585 in CDBG funding to partially support the Homeless Women's Housing Program, a supportive service provided to homeless women to help them become self-sufficient; Kids in Crisis received \$11,170 to support its emergency nursery services for homeless children; and Pacific House received \$5,585 to partially support the Emergency Meals Program at its Stamford emergency shelter. For the public facility projects, Pacific House received \$25,900 to replace/repair air conditioning units at its emergency shelter in Stamford; and Inspirica received two grants totaling \$130,000 to replace the elevator at Colony Apartments – a development in Stamford for those who are transitioning out of homelessness and require supportive services. Pacific House is the only 24/7 homeless facility in the area, and also offers referrals and services to help

homeless individuals transition out of its shelter.

The total CDBG funding allocated for activities that benefited homeless persons during PY2018 came to \$178,240.

Helping low-income individuals and families avoid becoming homeless, especially extremely low-income individuals and families and those who are: likely to become homeless after being discharged from publicly funded institutions and systems of care (such as health care facilities, mental health facilities, foster care and other youth facilities, and corrections programs and institutions); and, receiving assistance from public or private agencies that address housing, health, social services, employment, education, or youth needs

The Town continued to support local and regional shelters and housing providers with their development and implementation (to the extent possible and where appropriate) of policies and protocols for the discharge of persons from publicly funded institutions or systems of care in order to prevent such discharge from immediately resulting in homelessness.

PY2018 CDBG funds were allocated to support agencies whose programs and services benefit individuals and households who are homeless or at-risk of becoming homeless. CDBG-funded activities offer emergency and transitional housing programs. In addition to the housing programs, area homeless shelters also offer case management, supportive services, counseling, life skills training and other related programs to address the issues faced by those at-risk of becoming homeless.

The Town also allocated funding to Pathways, Inc. in PY2018 for renovations to its group home on Milbank Avenue. This facility provides a home for eight residents with mental illness who would otherwise be at risk of homelessness. Pathways was founded in 1981 by Greenwich families in response to relatives and others who were discharged from psychiatric hospitals and were often homeless or living in substandard conditions. Today Pathways has four residences serving 38 clients with varying levels of care. The Town of Greenwich continues to support Pathways, as it focuses on a vulnerable segment of the population who may fall through the cracks without their specific type of care.

Helping homeless persons (especially chronically homeless individuals and families, families with children, veterans and their families, and unaccompanied youth) make the transition to permanent housing and independent living, including shortening the period of time that individuals and families experience homelessness, facilitating access for homeless individuals and families to affordable housing units, and preventing individuals and families who were recently homeless from becoming homeless again

The need for programs and services aimed at the homeless population will continue to be a high priority. The Town has made it a priority to support area and regional homeless shelters, and is a member of Opening Doors Fairfield County, which works to secure permanent housing for those

transitioning out of the shelter system. The Town also participates in the Stamford-Greenwich Housing First working group which aims to eliminate homelessness in Lower Fairfield County by coordinating resource allocation to best meet the needs of those who are homeless or at risk of homelessness.

CR-30 - Public Housing 91.220(h); 91.320(j)

Actions taken to address the needs of public housing

The Town provided \$77,275 in PY2018 CDBG funds to support the Housing Authority of the Town of Greenwich and its McKinney Terrace I Boiler Replacement project. The intention of this project is to ensure that residents have continued access to decent, safe and affordable housing.

The Housing Authority of the Town of Greenwich is not a Town Department and is separate entity from the Community Development Office.

Actions taken to encourage public housing residents to become more involved in management and participate in homeownership

The Housing Authority continues to undertake the following actions to improve public housing and resident initiatives:

- Supports the implementation of the FSS (Family Self-Sufficiency) program;
- Establishes partnerships with other local agencies to ensure that counseling services are provided to public housing residents;
- Offers the following educational support programs: Wilbur Peck Court Reading Group; Individual Tutoring; The Homework Club; and Educational Incentives;
- Offers the following vocational/counseling support services: Wilbur Peck and Armstrong Court Computer Centers; Counseling at Greenwich Housing; Vocational Support Program; and
- Offers the following family and health care support programs: Giant Steps and Kids Corner Head Start Programs; Youth Evaluation Services; Teen Activity/Discussion Group; Family Life Education; Senior Counseling/Trips; Mammography Screenings.

The Housing Authority continues to hold their Board meetings at public housing development sites on a regular basis. Through these meetings, residents are made aware of any proposed plans to be undertaken by the Housing Authority. In addition, residents are encouraged to participate in some management issues. The Housing Authority will continue to offer a Family Self-Sufficiency Program (FSS) to help promote homeownership.

Actions taken to provide assistance to troubled PHAs

The Housing Authority of the Town of Greenwich has indicated that they are currently designated as a “high performer”. The Town’s CDBG program has a long history of providing CDBG funds to support the rehabilitation, modernization and development of the Town’s stock of public housing units as well as to support the programs and services provided to public housing residents.

CR-35 - Other Actions 91.220(j)-(k); 91.320(i)-(j)

Actions taken to remove or ameliorate the negative effects of public policies that serve as barriers to affordable housing such as land use controls, tax policies affecting land, zoning ordinances, building codes, fees and charges, growth limitations, and policies affecting the return on residential investment. 91.220 (j); 91.320 (i)

As reported in the PY2018 Annual Action Plan, some of the constraints on affordable housing development in the Town of Greenwich include: availability of affordable sites, development standards, development costs, availability of funding sources for affordable housing, high cost of housing, local zoning restrictions, lack of community awareness, neighborhood opposition/challenge, and HUD's prohibition against using CDBG funding for new construction of housing.

To uphold the Town's commitment to removing or reducing unnecessary barriers to affordable housing (whenever possible) the following actions were undertaken during PY2018:

- The Community Development Office continued to provide input and assistance to the Housing Authority, the Town's Planning and Zoning Department and for-profit and non-profit housing developers regarding affordable housing.
- The Community Development Office continued to work with housing developers in providing comments and technical support related to housing affordability plans that include affordable/moderate-income units. In addition, the Community Development Office provided assistance by certifying the income eligibility of targeted buyers/renters.
- The Community Development Office continued to review affordability plans submitted by housing developers for developments that include affordable or set-aside units.

Actions taken to address obstacles to meeting underserved needs. 91.220(k); 91.320(j)

As stated in the 2018 Annual Action Plan, a major obstacle to meeting underserved needs is the continued reduction of available public and private funding that support the Town's nonprofit program partners. Due to the limited amount of funding available, the Community Development Advisory Committee prioritized and recommended funding programs and services that best address the obstacles to meeting the underserved needs.

Some of the activities funded were:

- Access to facilities that store and make available nutritious donated food for low-income individuals and households;
- Access to quality and affordable mental health services for individuals (including children) from low-income households and who are uninsured or underinsured;
- Access to quality and affordable dental health services for low-income seniors/elderly who are uninsured or underinsured;

- Safe, high-quality and affordable childcare services for children of working parent(s);
- Safe, high-quality and affordable before and/or afterschool programs;
- Food/meal preparation and delivery services;
- Access to transportation services for low-income individuals and households;
- Safe, clean, sanitary and affordable housing for individuals with special needs and/or from low/moderate-income households; and
- Safe, clean, sanitary and affordable housing for low-income individuals

CDAC and the Town of Greenwich make every effort to support the spectrum of CDBG applications that are submitted on an annual basis. In PY2018, the Town funded every Public Service activity that was submitted for a grant. In addition, the Community Development Office and the CDAC continue to encourage nonprofit program partners to pursue other public and private funding opportunities.

Actions taken to reduce lead-based paint hazards. 91.220(k); 91.320(j)

The Community Development Office required any residential activity (rehabilitation or program services) of pre-1978 residential structures funded in part or in whole with CDBG funds to be tested for lead-based paint hazards. If the test shows positive for lead, the sub-recipient must ensure that lead is abated in accordance with the regulations of the Environmental Protection Agency and in compliance with the Residential Lead-Based Paint Hazard Reduction Act of 1992 (Title X) and subsequent changes.

The Health Department continued to monitor elevated blood lead levels in children under the age of six by screening children who are most likely to be affected. Their lead poisoning prevention approach included the following: 1) offering (free of charge) blood lead testing to all eligible children who reside in rental units built before 1978 who may have been exposed to any building renovations or other activities that may have exposed them to lead paint; and 2) offering testing through various programs such as the WIC Clinic, the Family Health Well Child Clinic, Head Start programs and to children who attend any of the 40 daycare centers in Town.

According to the Town of Greenwich 2017-2018 Annual Report, the Laboratory Division of the Health Department continued their outreach program where they conducted tests for lead in blood in children under six years of age. This type of testing is now a State requirement. During 2017-2018, a total of 121 children who were either participants in the monthly WIC (Women, Infant, and Child) Clinic or the Division of Family Health’s Maternal and Child Health Clinic were tested. Of the total children screened, one was referred for follow-up. The Laboratory Division also continued its support to the School Health Program administered by the Board of Education.

The Community Development Office consulted with housing providers for low-income individuals and households (such as HATG, Pathways, Abilis, etc.) with regards to lead-based paint evaluation, identification and abatement (as applicable).

The Town will also continue to support the School Health examination program of the Board of

Education, which screens children for anemia and lead exposure. They will perform periodic sampling surveys that are conducted in general areas of environmental concern as well as specific clinical testing. As far as individual housing units, they will continue to respond to individual tenant complaints and/or requests.

Actions taken to reduce the number of poverty-level families. 91.220(k); 91.320(j)

The Town’s antipoverty strategy was to provide CDBG funds to nonprofit agencies that primarily benefit low- and moderate-income residents. The goal was to support activities that address basic needs in order for the target population to focus on improving their financial livelihood and overall stability. Some of the services that address the basic needs include childcare, afterschool education and recreation programs, job-training, food preparation or delivery, legal services and homeless services.

During Program Year 2018, CDBG funds were provided to the following activities:

- Community Centers, Inc. – Comprehensive Education Program
- Family Centers – Armstrong Court Preschool Program
- Family Centers – RITE Program
- Food Bank of Lower Fairfield County – Food Bank Program
- Inspirica – Homeless Women’s Housing Program
- Inspirica – Jumpstart Career Program
- Jewish Family Services – Supermarketing for Seniors
- Meals-on-Wheels – Food Service Program
- Neighbor to Neighbor – Summer Supplement Program
- Pacific House – Emergency Meals Program
- YWCA of Greenwich – Domestic Abuse Services

CDBG funds were provided to ensure that the activities listed continue to be available and accessible to low/moderate-income families, thereby allowing the parents/adults to look for work, continue to work or pursue higher education in an effort to positively impact their financial well-being.

Actions taken to develop institutional structure. 91.220(k); 91.320(j)

During Program Year 2018 Community Development Office staff continued to work with various local and regional nonprofit organizations, community and faith-based organizations, and public/Town government partners. To ensure effective implementation of the Consolidated Plan, it is essential that the Community Development Office collaborate with private and public institutions to better assess the strengths and gaps in the delivery system and to be able to identify actions that will address existing problems.

Community Development Office staff worked closely with the Community Development Advisory Committee, whose membership represents a range of stakeholders within the Town (government,

private and public). The Community Development Office will continue to provide recommendations and assistance to private agencies, nonprofit agencies, neighboring associations, faith-based organizations and public institutions with regard to the following issues:

- Affordable housing under the CT State program (CGS 8-30g);
- Homelessness prevention programs/Continuum of Care; and
- Other new programs offered by local and regional providers that address the priority needs of the community.

Throughout PY2017 the Community Development Office worked with representatives from: 1) various local community agencies (private and nonprofit); 2) neighborhood associations; 3) other community organizations; and 4) public institutions as members of the advisory committee to the CDBG Program. To enhance coordination and ensure participation, at least one representative from the Housing Authority of the Town of Greenwich, NOW – Greenwich Chapter, Representative Town Meeting districts, League of Women Voters, Planning and Zoning Commission, Board of Social Services, Board of Health and the Board of Estimate and Taxation (BET) were members of the Advisory Committee.

The Town made a significant change to strengthen institutional structure during Program Year 2018 by moving the start of its CDBG program year calendar to July 1. PY2018 was extended six months (with the HUD Hartford Field Office's approval) in order to align the beginning of Program Year 2019 with the Town's fiscal year. This change will have an immediate impact on the Town's ability to meet timely expenditure deadlines, as grantees will now have almost an entire year to spend down grants, as opposed to the one or two months they were allotted during the January 1 – December 31 program year that the Town had previously followed.

The change to the program year will also allow for more efficient planning with respect to the Annual Action Plan. The Town will now be able to draft its plan closer to the grant award announcement from HUD.

Finally, the Community Development Office has continued to create, update and revise its CDBG Program policies and procedures in connection with the Town's internal Community First initiative.

Actions taken to enhance coordination between public and private housing and social service agencies. 91.220(k); 91.320(j)

The Town collaborated with various public and private housing, health and social service agencies and organizations whose programs benefit low- and moderate-income residents. The planned activities for PY2018 were carried out by various community and area service providers.

Coordination and cooperation among public/private housing, health and social service agencies was accomplished through the composition of the Community Development Advisory Committee, which included representatives from the Housing Authority, Board of Health, Board of Social Services, Planning

and Zoning Commission, League of Women's Voters, and other representatives from Greenwich. To enhance coordination and maintain relationships with public and private agencies, the Community Development Office contacted and encouraged all local and area housing, health and social service agencies to participate in the development of the 2018 Annual Action Plan.

Additionally, the Town is a participant in the Stamford Greenwich Housing First collaboration, which brings together important program partners like Inspirica and Pacific House with other housing/homelessness providers to address the best ways to coordinate assistance to those most in need of housing and supportive services.

Identify actions taken to overcome the effects of any impediments identified in the jurisdictions analysis of impediments to fair housing choice. 91.520(a)

One of the primary impediments identified in the 2018 Barriers to Affordable Housing analysis is that an inadequate supply of affordable housing restricts choices to the limited housing options available to low-income households. Such restrictions on housing choices are strictly based on market availability.

Additionally, neighborhood opposition to affordable housing was identified as a potential impediment to fair housing choice in the 2018 Annual Action Plan.

In response to the impediments mentioned above, the Town allocated funding to the following activities during 2018:

- Upgrades/Improvements at McKinney Terrace, a public housing development in Greenwich.
- Upgrades/Improvements at Pathways, Inc. 175 Milbank Avenue group home, an existing facility which provides housing and supportive services for a vulnerable population with Section 8 certificates.
- Upgrades/Improvements at Abilis's 15 Cross Ridge group home, an existing facility which provides housing and supportive services for a vulnerable population.
- Inspirica Women's Housing Program Case Manager, a public service activity that supports women transitioning out of the shelter system into independent housing.

CR-40 - Monitoring 91.220 and 91.230

Describe the standards and procedures used to monitor activities carried out in furtherance of the plan and used to ensure long-term compliance with requirements of the programs involved, including minority business outreach and the comprehensive planning requirements

The Community Development Office has monitoring procedures in place to ensure that the activities supported with CDBG funds have been implemented in a timely manner and in accordance with the federal monitoring requirements of 24 CFR part 85 and 24 CFR 570.501-503 as well as all other applicable laws, regulations, policies and sound management and accounting practices. The monitoring procedure provides the Town with a tool to ensure that subrecipients:

- Have the capacity to carry out the approved activity;
- Are carrying out the activity as defined;
- Are implementing the activity in a timely manner;
- Are assessing eligible CDBG costs to the activity in accordance with CDBG regulations and the agreement between the Town and the subrecipient;
- Are in compliance with all other applicable laws, regulations and terms of the agreement governing their administrative, financial and programmatic operations; and
- The activity is operating in a manner that minimizes the opportunity for fraud, waste and mismanagement.

The Community Development Office carried out 28 on-site monitoring visits during PY2018, as well as desk monitorings of PY2018 activities, including reviews of progress reports, direct benefit/program benefit/beneficiary reports, EEO reports, audited financial statements and procurement documentation. The Community Development Office also asked that subrecipient agencies provide with their request for funding their policies/standards with regards to Affirmative Action, Fair Housing, ADA Act, Federal Labor Standards, URA Act, etc.

The Community Development Office requested that subrecipients who did not complete their activities within the program year submit progress or status updates. Subrecipients must also submit proper documentation with the submission of their request for CDBG reimbursement to ensure that the expenditures were for eligible costs as outlined in the CDBG written agreement.

The findings of the monitoring review were:

- At least 51% of the total beneficiaries for each activity supported with CDBG funds were from low- and moderate-income families/households.
- CDBG funds allocated to public service activities support only a portion of the total operating cost for the specific activity. Thus, these agencies leverage the CDBG funds with other federal, state, local, public and/or private funds to carry out the proposed programs/services.

- Subrecipients were in compliance with the regulations stipulated in the subrecipient agreement;
- Public service activities address the needs of low/moderate-income persons including food, transportation, health programs, child care, day care for the elderly, homeless services, mental health services, domestic violence support services and counseling services.
- The services and activities that were supported with CDBG funds were vital to the community especially to low- and moderate-income persons.

Citizen Participation Plan 91.105(d); 91.115(d)

Describe the efforts to provide citizens with reasonable notice and an opportunity to comment on performance reports.

The Town held a publicly noticed meeting at Greenwich Town Hall on February 21, 2019 to review mid-year progress on PY2018 activities. Citizens may also submit comments to the Community Development Office via email, or in person. Notice of the availability of the PY2018 CAPER was posted in the *Greenwich Time* on September 7, 2019. The CAPER was made available in hard copy at all public libraries in Town as well as the Community Development Office. A copy of the PY2018 CAPER was made available on the Community Development webpage at <https://www.greenwichct.gov/1140/Documents-and-Reports>.

CR-45 - CDBG 91.520(c)

Specify the nature of, and reasons for, any changes in the jurisdiction's program objectives and indications of how the jurisdiction would change its programs as a result of its experiences.

In an effort to maximize available grant funding to non-profit program partners as well as meet HUD's required timely expenditure limits, the Town substantially amended its PY2018 Annual Action Plan in the form of mid-year reprogramming. \$329,405.45 was awarded to nine (9) different activities during PY2018:

- Abilis - 15 Cross Ridge Renovations (\$54,302)
- Boys and Girls Club of Greenwich - HVAC Repair (\$26,891)
- Boys and Girls Club of Greenwich - Window Replacement (\$7,050)
- Family Centers - ADA Building Renovations (\$64,197.50)
- Inspirica - Colony Apartments Replacement (\$50,000)
- Pacific House - Emergency Shelter Air Conditioner Repairs (\$25,900)
- Parsonage Cottage - Front Door Replacement (\$20,050)
- Pathways - 175 Milbank Group Home Renovations (\$20,000)
- YWCA Greenwich - Security Enhancement (\$61,014.95)

The Town did not received as many Public Facility/Housing/Economic Development applications during

PY2018 as it usually does, thus resulting in a sizable (~\$245,000) contingency fund after the initial allocation process. Reprogramming the contingency and other funds mid-year was done with timeliness in mind. Reprogrammed funds were awarded to agencies whose missions and populations served were identified as goals and objectives during the Con Plan and Annual Action Plan processes.

Does this Jurisdiction have any open Brownfields Economic Development Initiative (BEDI) grants?

No

[BEDI grantees] Describe accomplishments and program outcomes during the last year.

PR01 – HUD Grants and Program Income

This page intentionally left blank.

U.S. DEPARTMENT OF HOUSING AND URBAN
DEVELOPMENT
OFFICE OF COMMUNITY PLANNING AND DEVELOPMENT
PR01 - HUD Grants and Program Income

DATE: 9/6/2019
TIME: 3:02:23 PM
PAGE: 1/4

Program	Fund Type	Grantee Name	Grantee State Code	Grant Number	Authorized Amount	Suballocated Amount	Amount Committed to Activities	Net Drawn Amount
CDBG	EN	GREENWICH	CT	B89MC090015	\$749,000.00	\$0.00	\$749,000.00	\$749,000.00
				B90MC090015	\$747,000.00	\$0.00	\$747,000.00	\$747,000.00
				B91MC090015	\$838,000.00	\$0.00	\$838,000.00	\$838,000.00
				B92MC090015	\$863,000.00	\$0.00	\$863,000.00	\$863,000.00
				B93MC090015	\$979,000.00	\$0.00	\$979,000.00	\$979,000.00
				B94MC090015	\$1,069,000.00	\$0.00	\$1,069,000.00	\$1,069,000.00
				B95MC090015	\$1,208,000.00	\$0.00	\$1,208,000.00	\$1,208,000.00
				B96MC090015	\$1,182,000.00	\$0.00	\$1,182,000.00	\$1,182,000.00
				B97MC090015	\$1,178,000.00	\$0.00	\$1,178,000.00	\$1,178,000.00
				B98MC090015	\$1,128,000.00	\$0.00	\$1,128,000.00	\$1,128,000.00
				B99MC090015	\$1,135,000.00	\$0.00	\$1,135,000.00	\$1,135,000.00
				B00MC090015	\$1,145,000.00	\$0.00	\$1,145,000.00	\$1,145,000.00
				B01MC090015	\$1,199,000.00	\$0.00	\$1,199,000.00	\$1,199,000.00
				B02MC090015	\$1,157,000.00	\$0.00	\$1,157,000.00	\$1,157,000.00
				B03MC090015	\$1,129,000.00	\$0.00	\$1,129,000.00	\$1,129,000.00
				B04MC090015	\$1,115,000.00	\$0.00	\$1,115,000.00	\$1,115,000.00
				B05MC090015	\$1,054,272.00	\$0.00	\$1,054,272.00	\$1,054,272.00
				B06MC090015	\$950,559.00	\$0.00	\$950,559.00	\$950,559.00
				B07MC090015	\$953,507.00	\$0.00	\$953,507.00	\$953,507.00
				B08MC090015	\$924,997.00	\$0.00	\$924,997.00	\$924,997.00
				B09MC090015	\$948,007.00	\$0.00	\$948,007.00	\$948,007.00
				B10MC090015	\$1,032,209.00	\$0.00	\$1,032,209.00	\$1,032,209.00
				B11MC090015	\$862,196.00	\$0.00	\$862,196.00	\$862,196.00
				B12MC090015	\$728,610.00	\$0.00	\$728,610.00	\$728,610.00
				B13MC090015	\$756,681.00	\$0.00	\$756,681.00	\$756,681.00
				B14MC090015	\$735,628.00	\$0.00	\$734,867.01	\$734,867.01
				B15MC090015	\$736,509.00	\$0.00	\$736,476.00	\$671,476.00
				B16MC090015	\$738,876.00	\$0.00	\$709,453.99	\$451,595.19
B17MC090015	\$719,137.00	\$0.00	\$598,915.78	\$509,463.78				
B18MC090015	\$803,230.00	\$0.00	\$410,900.68	\$410,900.68				
GREENWICH Subtotal:					\$28,765,418.00	\$0.00	\$28,222,651.46	\$27,810,340.66
EN Subtotal:					\$28,765,418.00	\$0.00	\$28,222,651.46	\$27,810,340.66
PI	GREENWICH	CT	B97MC090015	\$0.00	\$0.00	\$0.00	\$0.00	
			B98MC090015	\$38,718.00	\$0.00	\$38,718.00	\$38,718.00	
			B99MC090015	\$64,538.00	\$0.00	\$64,538.00	\$64,538.00	
			B00MC090015	\$38,718.00	\$0.00	\$38,718.00	\$38,718.00	
			B01MC090015	\$38,718.00	\$0.00	\$38,718.00	\$38,718.00	

U.S. DEPARTMENT OF HOUSING AND URBAN
DEVELOPMENT
OFFICE OF COMMUNITY PLANNING AND DEVELOPMENT
PR01 - HUD Grants and Program Income

DATE: 9/6/2019
TIME: 3:02:23 PM
PAGE: 2/4

Program	Fund Type	Grantee Name	Grantee State Code	Grant Number	FY YTD Net Draw Amount	Available to Commit	Available to Draw	Recapture Amount
CDBG	EN	GREENWICH	CT	B89MC090015	\$0.00	\$0.00	\$0.00	\$0.00
				B90MC090015	\$0.00	\$0.00	\$0.00	\$0.00
				B91MC090015	\$0.00	\$0.00	\$0.00	\$0.00
				B92MC090015	\$0.00	\$0.00	\$0.00	\$0.00
				B93MC090015	\$0.00	\$0.00	\$0.00	\$0.00
				B94MC090015	\$0.00	\$0.00	\$0.00	\$0.00
				B95MC090015	\$0.00	\$0.00	\$0.00	\$0.00
				B96MC090015	\$0.00	\$0.00	\$0.00	\$0.00
				B97MC090015	\$0.00	\$0.00	\$0.00	\$0.00
				B98MC090015	\$0.00	\$0.00	\$0.00	\$0.00
				B99MC090015	\$0.00	\$0.00	\$0.00	\$0.00
				B00MC090015	\$0.00	\$0.00	\$0.00	\$0.00
				B01MC090015	\$0.00	\$0.00	\$0.00	\$0.00
				B02MC090015	\$0.00	\$0.00	\$0.00	\$0.00
				B03MC090015	\$0.00	\$0.00	\$0.00	\$0.00
				B04MC090015	\$0.00	\$0.00	\$0.00	\$0.00
				B05MC090015	\$0.00	\$0.00	\$0.00	\$0.00
				B06MC090015	\$0.00	\$0.00	\$0.00	\$0.00
				B07MC090015	\$0.00	\$0.00	\$0.00	\$0.00
				B08MC090015	\$0.00	\$0.00	\$0.00	\$0.00
				B09MC090015	\$0.00	\$0.00	\$0.00	\$0.00
				B10MC090015	\$0.00	\$0.00	\$0.00	\$0.00
				B11MC090015	\$0.00	\$0.00	\$0.00	\$0.00
				B12MC090015	\$0.00	\$0.00	\$0.00	\$0.00
				B13MC090015	\$0.00	\$0.00	\$0.00	\$0.00
				B14MC090015	\$0.00	\$760.99	\$760.99	\$0.00
				B15MC090015	\$239,304.21	\$33.00	\$65,033.00	\$0.00
				B16MC090015	\$179,671.57	\$29,422.01	\$287,280.81	\$0.00
				B17MC090015	\$173,904.00	\$120,221.22	\$209,673.22	\$0.00
				B18MC090015	\$410,900.68	\$392,329.32	\$392,329.32	\$0.00
GREENWICH Subtotal:					\$1,003,780.46	\$542,766.54	\$955,077.34	\$0.00
EN Subtotal:					\$1,003,780.46	\$542,766.54	\$955,077.34	\$0.00
PI	GREENWICH	CT	B97MC090015	\$0.00	\$0.00	\$0.00	\$0.00	
			B98MC090015	\$0.00	\$0.00	\$0.00	\$0.00	
			B99MC090015	\$0.00	\$0.00	\$0.00	\$0.00	
			B00MC090015	\$0.00	\$0.00	\$0.00	\$0.00	
			B01MC090015	\$0.00	\$0.00	\$0.00	\$0.00	

U.S. DEPARTMENT OF HOUSING AND URBAN
DEVELOPMENT
OFFICE OF COMMUNITY PLANNING AND DEVELOPMENT
PR01 - HUD Grants and Program Income

DATE: 9/6/2019
TIME: 3:02:23 PM
PAGE: 3/4

Program	Fund Type	Grantee Name	Grantee State Code	Grant Number	Authorized Amount	Suballocated Amount	Amount Committed to Activities	Net Drawn Amount				
CDBG	PI	GREENWICH	CT	B02MC090015	\$38,718.00	\$0.00	\$38,718.00	\$38,718.00				
				B03MC090015	\$38,718.00	\$0.00	\$38,718.00	\$38,718.00				
				B04MC090015	\$38,718.00	\$0.00	\$38,718.00	\$38,718.00				
				B05MC090015	\$38,718.00	\$0.00	\$38,718.00	\$38,718.00				
				B06MC090015	\$38,718.00	\$0.00	\$38,718.00	\$38,718.00				
				B07MC090015	\$38,718.00	\$0.00	\$38,718.00	\$38,718.00				
				B08MC090015	\$38,718.00	\$0.00	\$38,718.00	\$38,718.00				
				B09MC090015	\$388,438.00	\$0.00	\$388,438.00	\$388,438.00				
				B10MC090015	\$68,718.00	\$0.00	\$68,718.00	\$68,718.00				
				B11MC090015	\$77,468.00	\$0.00	\$77,468.00	\$77,468.00				
				B12MC090015	\$38,718.00	\$0.00	\$38,718.00	\$38,718.00				
				B13MC090015	\$38,718.00	\$0.00	\$38,718.00	\$38,718.00				
				B14MC090015	\$38,718.00	\$0.00	\$38,718.00	\$38,718.00				
				B15MC090015	\$38,718.00	\$0.00	\$38,718.00	\$38,718.00				
				B16MC090015	\$15,843.00	\$0.00	\$15,843.00	\$15,843.00				
				GREENWICH Subtotal:					\$1,157,057.00	\$0.00	\$1,157,057.00	\$1,157,057.00
				PI Subtotal:					\$1,157,057.00	\$0.00	\$1,157,057.00	\$1,157,057.00
LA	GREENWICH	CT	B03MC090015	\$420,000.00	\$0.00	\$0.00	\$0.00					
			GREENWICH Subtotal:	\$420,000.00	\$0.00	\$0.00	\$0.00					
LA Subtotal:					\$420,000.00	\$0.00	\$0.00	\$0.00				
GRANTEE					\$30,342,475.00	\$0.00	\$29,379,708.46	\$28,967,397.66				

U.S. DEPARTMENT OF HOUSING AND URBAN
DEVELOPMENT
OFFICE OF COMMUNITY PLANNING AND DEVELOPMENT
PR01 - HUD Grants and Program Income

DATE: 9/6/2019
TIME: 3:02:23 PM
PAGE: 4/4

Program	Fund Type	Grantee Name	Grantee State Code	Grant Number	FY YTD Net Draw Amount	Available to Commit	Available to Draw	Recapture Amount			
CDBG	PI	GREENWICH	CT	B02MC090015	\$0.00	\$0.00	\$0.00	\$0.00			
				B03MC090015	\$0.00	\$0.00	\$0.00	\$0.00			
				B04MC090015	\$0.00	\$0.00	\$0.00	\$0.00			
				B05MC090015	\$0.00	\$0.00	\$0.00	\$0.00			
				B06MC090015	\$0.00	\$0.00	\$0.00	\$0.00			
				B07MC090015	\$0.00	\$0.00	\$0.00	\$0.00			
				B08MC090015	\$0.00	\$0.00	\$0.00	\$0.00			
				B09MC090015	\$0.00	\$0.00	\$0.00	\$0.00			
				B10MC090015	\$0.00	\$0.00	\$0.00	\$0.00			
				B11MC090015	\$0.00	\$0.00	\$0.00	\$0.00			
				B12MC090015	\$0.00	\$0.00	\$0.00	\$0.00			
				B13MC090015	\$0.00	\$0.00	\$0.00	\$0.00			
				B14MC090015	\$0.00	\$0.00	\$0.00	\$0.00			
				B15MC090015	\$0.00	\$0.00	\$0.00	\$0.00			
				B16MC090015	\$0.00	\$0.00	\$0.00	\$0.00			
							GREENWICH Subtotal:	\$0.00	\$0.00	\$0.00	\$0.00
						PI Subtotal:		\$0.00	\$0.00	\$0.00	\$0.00
LA		GREENWICH	CT	B03MC090015	\$0.00	\$420,000.00	\$420,000.00	\$0.00			
				GREENWICH Subtotal:	\$0.00	\$420,000.00	\$420,000.00	\$0.00			
		LA Subtotal:		\$0.00	\$420,000.00	\$420,000.00	\$0.00				
GRANTEE					\$1,003,780.46	\$962,766.54	\$1,375,077.34	\$0.00			

PR02 – List of PY2018 Activities with Grant Balance

This page intentionally left blank.

U.S. Department of Housing and Urban Development
 Office of Community Planning and Development
 Integrated Disbursement and Information System
 List of Activities By Program Year And Project
 GREENWICH,CT

REPORT FOR CPD PROGRAM CDBG
 PGM YR 2018

Plan Year	IDIS Project	Project	IDIS Activity ID	Activity Name	Activity Status	Program	Funded Amount	Draw Amount	Balance
2018	1	PY2018 Child Guidance Center - Mental Health Services Program	645	PY2018 Child Guidance Center - Mental Health Services	Completed	CDBG	\$11,170.00	\$11,170.00	\$0.00
		Project Total					\$11,170.00	\$11,170.00	\$0.00
	2	PY2018 Community Centers, Inc. - Comprehensive Educational Program	641	PY2018 Community Centers, Inc. - Comprehensive Educational Program	Completed	CDBG	\$5,585.00	\$5,585.00	\$0.00
		Project Total					\$5,585.00	\$5,585.00	\$0.00
	3	PY2018 Community Health Center, Inc. - Senior Dental Assistance Program	646	PY2018 Community Health Center, Inc. - Senior Dental Assistance Program	Completed	CDBG	\$6,982.00	\$6,982.00	\$0.00
		Project Total					\$6,982.00	\$6,982.00	\$0.00
	4	PY2018 Family Centers, Inc. - Armstrong Court Preschool	647	PY2018 Family Centers, Inc. - Armstrong Court Preschools	Completed	CDBG	\$7,819.00	\$7,819.00	\$0.00
		Project Total					\$7,819.00	\$7,819.00	\$0.00
	5	PY2018 Family Centers, Inc. - Reaching Independence Through Employment (RITE) Program	648	PY2018 Family Centers, inc. - Reaching Independence Through Employment (RITE) Program	Completed	CDBG	\$6,702.00	\$6,702.00	\$0.00
		Project Total					\$6,702.00	\$6,702.00	\$0.00
	6	PY2018 Food Bank of Lower Fairfield County - Food Bank Program Administrative Support Program	642	PY2018 Food Bank of Lower Fairfield County - Food Bank Program Administrative Support	Completed	CDBG	\$5,585.00	\$5,585.00	\$0.00
		Project Total					\$5,585.00	\$5,585.00	\$0.00
	7	PY2018 Greenwich Adult Daycare (GADC) - River House Saturday Night Lights Program	649	PY2018 Greenwich Adult Daycare Center (GADC) - River House Saturday Night Lights	Completed	CDBG	\$5,228.68	\$5,228.68	\$0.00
		Project Total					\$5,228.68	\$5,228.68	\$0.00
	8	PY2018 Inspirica, Inc. - Women's Housing Program Case Manager/Life Planning Coach	650	PY2018 Inspirica, Inc. - Womens Housing Program Case Manger/Life Planning Coach	Completed	CDBG	\$5,585.00	\$5,585.00	\$0.00
		Project Total					\$5,585.00	\$5,585.00	\$0.00
	9	PY2018 Inspirica, Inc. - Jumpstart Career Program Employment Specialist	651	PY2018 Inspirica, Inc. - Jumpstart Career Program Employment Specialist	Completed	CDBG	\$5,585.00	\$5,585.00	\$0.00
		Project Total					\$5,585.00	\$5,585.00	\$0.00
	10	PY2018 Jewish Family Services of Greenwich - Supermarketing for Seniors Program	664	PY2018 Jewish Family Services - Supermarketing for Seniors	Completed	CDBG	\$6,702.00	\$6,702.00	\$0.00
		Project Total					\$6,702.00	\$6,702.00	\$0.00
	11	PY2018 Kids in Crisis - Safe Haven for Kids	656	PY2018 Kids in Crisis - Safe Haven for Kids	Completed	CDBG	\$11,170.00	\$11,170.00	\$0.00
		Project Total					\$11,170.00	\$11,170.00	\$0.00
	12	PY2018 Meals-on-Wheels of Greenwich - Food Service Program	644	PY2018 Meals on Wheels of Greenwich - Food Service Program	Completed	CDBG	\$5,585.00	\$5,585.00	\$0.00
		Project Total					\$5,585.00	\$5,585.00	\$0.00

U.S. Department of Housing and Urban Development
 Office of Community Planning and Development
 Integrated Disbursement and Information System
 List of Activities By Program Year And Project
 GREENWICH,CT

Plan Year	IDIS Project	Project	IDIS Activity ID	Activity Name	Activity Status	Program	Funded Amount	Draw Amount	Balance
2018	13	PY2018 Neighbor-to-Neighbor - Summer Supplement Program	643	PY2018 Neighbor to Neighbor - Summer Supplement Program	Completed	CDBG	\$11,170.00	\$11,170.00	\$0.00
		Project Total					\$11,170.00	\$11,170.00	\$0.00
	14	PY2018 Old Greenwich Riverside Community Center - Childcare Scholarship Program	652	PY2018 Old Greenwich Riverside Community Center - Childcare Scholarship Program	Completed	CDBG	\$6,702.00	\$6,702.00	\$0.00
		Project Total					\$6,702.00	\$6,702.00	\$0.00
	15	PY2018 Pacific House, Inc. - Emergency Meals Program	655	PY2018 Pacific House - Emergency Meals Program	Completed	CDBG	\$5,585.00	\$5,585.00	\$0.00
		Project Total					\$5,585.00	\$5,585.00	\$0.00
	16	PY2018 YWCA Greenwich - Domestic Violence Crisis Intervention Services	653	PY2018 YWCA Greenwich - Domestic Violence Crisis Intervention Services	Completed	CDBG	\$11,170.00	\$11,170.00	\$0.00
		Project Total					\$11,170.00	\$11,170.00	\$0.00
	17	PY2018 Abilis, Inc. - Rooftop AC and Gas Heat Units Replacement	663	PY2018 Abilis, Inc. - Rooftop AC and Gas Heat Units Replacement	Completed	CDBG	\$48,400.00	\$48,400.00	\$0.00
		Project Total					\$48,400.00	\$48,400.00	\$0.00
	18	PY2018 Boys & Girls Club of Greenwich - Camp Simmons Pool Fencing Project	660	PY2018 Boys and Girls Club of Greenwich - Camp Simmons Pool Fence	Completed	CDBG	\$21,900.00	\$21,900.00	\$0.00
		Project Total					\$21,900.00	\$21,900.00	\$0.00
	20	PY2018 Housing Authority of the Town of Greenwich - McKinney Terrace I Boiler System Replacement	659	PY2018 Housing Authority of the Town of Greenwich - McKinney Terrace I Boiler Replacement	Completed	CDBG	\$77,275.00	\$77,275.00	\$0.00
		Project Total					\$77,275.00	\$77,275.00	\$0.00
	23	PY2018 CDBG Administration	654	PY2018 CDBG Administration	Open	CDBG	\$145,000.00	\$145,000.00	\$0.00
		Project Total					\$145,000.00	\$145,000.00	\$0.00
	25	PY2018R Boys & Girls Club of Greenwich - Roof Repair	661	PY2018R Boys & Girls Club of Greenwich - Roof Repair	Completed	CDBG	\$7,050.00	\$7,050.00	\$0.00
		Project Total					\$7,050.00	\$7,050.00	\$0.00
	26	PY2018R Pathways - 175 Milbank Group Home Renovations	662	PY2018R Pathways - 175 Milbank Group Home Renovation	Open	CDBG	\$20,000.00	\$11,350.00	\$8,650.00
		Project Total					\$20,000.00	\$11,350.00	\$8,650.00
	27	PY2018R Boys & Girls Club of Greenwich - HVAC Upgrade	665	PY2018R Boys & Girls Club of Greenwich - HVAC Upgrade	Completed	CDBG	\$26,891.00	\$26,891.00	\$0.00
		Project Total					\$26,891.00	\$26,891.00	\$0.00
	Program Total					CDBG	\$464,841.68	\$456,191.68	\$8,650.00
	2018 Total						\$464,841.68	\$456,191.68	\$8,650.00
	Program Grand Total					CDBG	\$464,841.68	\$456,191.68	\$8,650.00
	Grand Total						\$464,841.68	\$456,191.68	\$8,650.00

PR03 – PY2018 Activity Summary Report

This page intentionally left blank.



U.S. Department of Housing and Urban Development
 Office of Community Planning and Development
 Integrated Disbursement and Information System
 CDBG Activity Summary Report (GPR) for Program Year 2018
 GREENWICH

Date: 06-Sep-2019
 Time: 15:06
 Page: 81

PGM Year: 2018
Project: 0002 - PY2018 Community Centers, Inc. - Comprehensive Educational Program
IDIS Activity: 641 - PY2018 Community Centers, Inc. - Comprehensive Educational Program

Status: Completed 3/6/2019 12:00:00 AM **Objective:** Create suitable living environments
Location: 61 E Putnam Ave Greenwich, CT 06830-5610 **Outcome:** Availability/accessibility
Matrix Code: Youth Services (05D) **National Objective:** LMC

Initial Funding Date: 12/05/2018

Description:

Community Centers, Inc. serves children living in Greenwich public housing who need after school supportive programming and tutoring, life skills development and family services.

Financing

	Fund Type	Grant Year	Grant	Funded Amount	Drawn In Program Year	Drawn Thru Program Year
CDBG	EN	2018	B18MC090015	\$5,585.00	\$5,585.00	\$5,585.00
Total	Total			\$5,585.00	\$5,585.00	\$5,585.00


Proposed Accomplishments

People (General) : 300

Actual Accomplishments

Number assisted:

	Owner		Renter		Total		Person	
	Total	Hispanic	Total	Hispanic	Total	Hispanic	Total	Hispanic
White:	0	0	0	0	0	0	70	63
Black/African American:	0	0	0	0	0	0	149	51
Asian:	0	0	0	0	0	0	7	3
American Indian/Alaskan Native:	0	0	0	0	0	0	0	0
Native Hawaiian/Other Pacific Islander:	0	0	0	0	0	0	6	6
American Indian/Alaskan Native & White:	0	0	0	0	0	0	0	0
Asian White:	0	0	0	0	0	0	1	1
Black/African American & White:	0	0	0	0	0	0	6	2
American Indian/Alaskan Native & Black/African American:	0	0	0	0	0	0	0	0
Other multi-racial:	0	0	0	0	0	0	112	0
Asian/Pacific Islander:	0	0	0	0	0	0	0	0
Hispanic:	0	0	0	0	0	0	0	0
Total:	0	0	0	0	0	0	351	126
Female-headed Households:	0		0		0			



U.S. Department of Housing and Urban Development
Office of Community Planning and Development
Integrated Disbursement and Information System
CDBG Activity Summary Report (GPR) for Program Year 2018
GREENWICH

Date: 06-Sep-2019
Time: 15:06
Page: 82

Income Category:

	Owner	Renter	Total	Person
Extremely Low	0	0	0	140
Low Mod	0	0	0	195
Moderate	0	0	0	0
Non Low Moderate	0	0	0	16
Total	0	0	0	351
Percent Low/Mod				95.4%

Annual Accomplishments

Years	Accomplishment Narrative	# Benefiting
2018	Community Centers, Inc. offers homework clubs at Julian Curtiss, New Lebanon School, The International School at Dundee and the Hamilton Avenue School. Clubs are led by CCI staff and accompanied by a teacher who support and assist children with homework completion, behavior and self esteem. This past summer 85% of elementary school participants remained at or advanced to higher reading levels at the start of the school 2018 school year.	



U.S. Department of Housing and Urban Development
 Office of Community Planning and Development
 Integrated Disbursement and Information System
 CDBG Activity Summary Report (GPR) for Program Year 2018
 GREENWICH

Date: 06-Sep-2019
 Time: 15:06
 Page: 83

PGM Year: 2018
Project: 0006 - PY2018 Food Bank of Lower Fairfield County - Food Bank Program Administrative Support Program
IDIS Activity: 642 - PY2018 Food Bank of Lower Fairfield County - Food Bank Program Administrative Support

Status: Completed 3/6/2019 12:00:00 AM **Objective:** Create suitable living environments
Location: 461 Glenbrook Rd Stamford, CT 06906-1820 **Outcome:** Availability/accessibility
Matrix Code: Food Banks (05W) **National Objective:** LMC

Initial Funding Date: 12/05/2018

Description:

The Food Bank of Lower Fairfield County provides nutritious food to non-profit organizations that feed low-moderate-income people in Lower Fairfield County, particularly in Greenwich. Food is provided directly to non-profit agencies and not to individuals/families.

Financing

	Fund Type	Grant Year	Grant	Funded Amount	Drawn In Program Year	Drawn Thru Program Year
CDBG	EN	2018	B18MC090015	\$5,585.00	\$5,585.00	\$5,585.00
Total	Total			\$5,585.00	\$5,585.00	\$5,585.00


Proposed Accomplishments

People (General) : 13,048

Actual Accomplishments

Number assisted:

	Owner		Renter		Total		Person	
	Total	Hispanic	Total	Hispanic	Total	Hispanic	Total	Hispanic
White:	0	0	0	0	0	0	3,371	2,123
Black/African American:	0	0	0	0	0	0	2,885	2,146
Asian:	0	0	0	0	0	0	269	0
American Indian/Alaskan Native:	0	0	0	0	0	0	0	0
Native Hawaiian/Other Pacific Islander:	0	0	0	0	0	0	0	0
American Indian/Alaskan Native & White:	0	0	0	0	0	0	0	0
Asian White:	0	0	0	0	0	0	0	0
Black/African American & White:	0	0	0	0	0	0	0	0
American Indian/Alaskan Native & Black/African American:	0	0	0	0	0	0	0	0
Other multi-racial:	0	0	0	0	0	0	0	0
Asian/Pacific Islander:	0	0	0	0	0	0	0	0
Hispanic:	0	0	0	0	0	0	0	0
Total:	0	0	0	0	0	0	6,525	4,269
Female-headed Households:	0		0		0			



U.S. Department of Housing and Urban Development
Office of Community Planning and Development
Integrated Disbursement and Information System
CDBG Activity Summary Report (GPR) for Program Year 2018
GREENWICH

Date: 06-Sep-2019

Time: 15:06

Page: 84

Income Category:

	Owner	Renter	Total	Person
Extremely Low	0	0	0	2,187
Low Mod	0	0	0	4,338
Moderate	0	0	0	0
Non Low Moderate	0	0	0	0
Total	0	0	0	6,525
Percent Low/Mod				100.0%

Annual Accomplishments

Years	Accomplishment Narrative	# Benefiting
2018	<p>During its July 1, 2017 - June 30, 2018 fiscal year the Food Bank of Lower Fairfield County distributed 70,733 pounds of food to nonprofit agencies and programs located in Greenwich. Greenwich agencies saved \$111,853 over the wholesale price of food during that time. The Food Bank serves nonprofit agencies, not clients directly. Agencies in Greenwich served by the Food Bank reported serving emergency food to 13,138 individuals during the 2017-2018 fiscal year.</p> <p>*Note: while the Food Bank reported fiscal year numbers, only numbers from January 1, 2018 forward were used for IDIS reporting, as that is the start of the Town of Greenwich CDBG Program Year.</p>	



U.S. Department of Housing and Urban Development
 Office of Community Planning and Development
 Integrated Disbursement and Information System
 CDBG Activity Summary Report (GPR) for Program Year 2018
 GREENWICH

Date: 06-Sep-2019
 Time: 15:06
 Page: 85

PGM Year: 2018
Project: 0013 - PY2018 Neighbor-to-Neighbor - Summer Supplement Program
IDIS Activity: 643 - PY2018 Neighbor to Neighbor - Summer Supplement Program

Status: Completed 3/26/2019 12:00:00 AM **Objective:** Create suitable living environments
Location: 248 E Putnam Ave Greenwich, CT 06830-4801 **Outcome:** Availability/accessibility
Matrix Code: Youth Services (05D) **National Objective:** LMC

Initial Funding Date: 12/27/2018

Description:

Neighbor to Neighbor's Summer Supplement Program provides supplemental food to low-income school-aged children in Greenwich during the summer months when public schools are out of session. The program seeks to bridge the gap in food accessibility for the sixteen percent (16%) of Greenwich public school children who receive free or reduced-price lunch during the school year with nutritious food provided weekly.

Financing

	Fund Type	Grant Year	Grant	Funded Amount	Drawn In Program Year	Drawn Thru Program Year
CDBG	EN	2018	B18MC090015	\$11,170.00	\$11,170.00	\$11,170.00
Total	Total			\$11,170.00	\$11,170.00	\$11,170.00

Proposed Accomplishments

People (General) : 320

Actual Accomplishments

Number assisted:

	Owner		Renter		Total		Person	
	Total	Hispanic	Total	Hispanic	Total	Hispanic	Total	Hispanic
White:	0	0	0	0	0	0	253	190
Black/African American:	0	0	0	0	0	0	44	0
Asian:	0	0	0	0	0	0	5	0
American Indian/Alaskan Native:	0	0	0	0	0	0	0	0
Native Hawaiian/Other Pacific Islander:	0	0	0	0	0	0	14	0
American Indian/Alaskan Native & White:	0	0	0	0	0	0	0	0
Asian White:	0	0	0	0	0	0	0	0
Black/African American & White:	0	0	0	0	0	0	0	0
American Indian/Alaskan Native & Black/African American:	0	0	0	0	0	0	0	0
Other multi-racial:	0	0	0	0	0	0	0	0
Asian/Pacific Islander:	0	0	0	0	0	0	0	0
Hispanic:	0	0	0	0	0	0	0	0
Total:	0	0	0	0	0	0	316	190



U.S. Department of Housing and Urban Development
 Office of Community Planning and Development
 Integrated Disbursement and Information System
 CDBG Activity Summary Report (GPR) for Program Year 2018
 GREENWICH

Date: 06-Sep-2019
 Time: 15:06
 Page: 86

Female-headed Households: 0 0 0

Income Category:

	Owner	Renter	Total	Person
Extremely Low	0	0	0	158
Low Mod	0	0	0	158
Moderate	0	0	0	0
Non Low Moderate	0	0	0	0
Total	0	0	0	316
Percent Low/Mod				100.0%

Annual Accomplishments

Years	Accomplishment Narrative	# Benefitting
2018	The Summer Supplement Program serves Greenwich residents ages 5-18 with family income below 200% of federal poverty guidelines. These families receive food during the ten (10) weeks of summer when school is not in session and they do not have access to free and reduced-price lunch. During the summer of 2018 Neighbor to Neighbor served 316 unduplicated children from 172 unduplicated families with enough groceries to prepare 23,212 meals.	



U.S. Department of Housing and Urban Development
 Office of Community Planning and Development
 Integrated Disbursement and Information System
 CDBG Activity Summary Report (GPR) for Program Year 2018
 GREENWICH

Date: 06-Sep-2019
 Time: 15:06
 Page: 87

PGM Year: 2018
Project: 0012 - PY2018 Meals-on-Wheels of Greenwich - Food Service Program
IDIS Activity: 644 - PY2018 Meals on Wheels of Greenwich - Food Service Program

Status: Completed 3/26/2019 12:00:00 AM **Objective:** Create suitable living environments
Location: 89 Maple Ave Greenwich, CT 06830-5621 **Outcome:** Availability/accessibility
Matrix Code: Senior Services (05A) **National Objective:** LMC

Initial Funding Date: 12/28/2018

Description:

Meals on Wheels of Greenwich offers a food service program that prepares and delivers tasty, nutritious meals at a low cost to Greenwich residents who require such assistance on a short term and/or permanent basis, with special emphasis on the needy and the infirm. Meals on Wheels services elderly and shut-in Town residents who are either self-referred or referred by doctors, hospitals, social workers and other local agencies. CDBG funds support the food service program (meal preparation and delivery).

Financing

	Fund Type	Grant Year	Grant	Funded Amount	Drawn In Program Year	Drawn Thru Program Year
CDBG	EN	2018	B18MC090015	\$5,585.00	\$5,585.00	\$5,585.00
Total	Total			\$5,585.00	\$5,585.00	\$5,585.00


Proposed Accomplishments

People (General) : 100

Actual Accomplishments

Number assisted:

	Owner		Renter		Total		Person	
	Total	Hispanic	Total	Hispanic	Total	Hispanic	Total	Hispanic
White:	0	0	0	0	0	0	78	2
Black/African American:	0	0	0	0	0	0	0	0
Asian:	0	0	0	0	0	0	0	0
American Indian/Alaskan Native:	0	0	0	0	0	0	0	0
Native Hawaiian/Other Pacific Islander:	0	0	0	0	0	0	0	0
American Indian/Alaskan Native & White:	0	0	0	0	0	0	0	0
Asian White:	0	0	0	0	0	0	0	0
Black/African American & White:	0	0	0	0	0	0	0	0
American Indian/Alaskan Native & Black/African American:	0	0	0	0	0	0	0	0
Other multi-racial:	0	0	0	0	0	0	0	0
Asian/Pacific Islander:	0	0	0	0	0	0	0	0
Hispanic:	0	0	0	0	0	0	0	0
Total:	0	0	0	0	0	0	78	2



U.S. Department of Housing and Urban Development
Office of Community Planning and Development
Integrated Disbursement and Information System
CDBG Activity Summary Report (GPR) for Program Year 2018
GREENWICH

Date: 06-Sep-2019

Time: 15:06

Page: 88


Female-headed Households: 0 0 0

Income Category:

	Owner	Renter	Total	Person
Extremely Low	0	0	0	0
Low Mod	0	0	0	70
Moderate	0	0	0	0
Non Low Moderate	0	0	0	8
Total	0	0	0	78
Percent Low/Mod				89.7%

Annual Accomplishments

Years	Accomplishment Narrative	# Benefiting
2018	Meals on Wheels has been serving the Greenwich community for 58 years. Volunteers deliver two meals to the homebound elderly and infirm on a daily basis.	



U.S. Department of Housing and Urban Development
 Office of Community Planning and Development
 Integrated Disbursement and Information System
 CDBG Activity Summary Report (GPR) for Program Year 2018
 GREENWICH

Date: 06-Sep-2019
 Time: 15:06
 Page: 89

PGM Year: 2018
Project: 0001 - PY2018 Child Guidance Center - Mental Health Services Program
IDIS Activity: 645 - PY2018 Child Guidance Center - Mental Health Services

Status: Completed 4/16/2019 12:00:00 AM **Objective:** Create suitable living environments
Location: 23 Benedict Pl Greenwich, CT 06830-5321 **Outcome:** Availability/accessibility
Matrix Code: Mental Health Services (05O) **National Objective:** LMC

Initial Funding Date: 12/31/2018

Description:

Child Guidance Center (CGC) is a professionally staffed outpatient mental health center for children and adolescents who experience psychological, behavioral, developmental, social or family problems. Under the Mental Health Services program, each child receives a comprehensive assessment followed by a treatment plan tailored to meet their individual needs. CGC is dedicated to reducing emotional suffering and dysfunctional behavior, strengthening families and helping each child and adolescent achieve their highest potential.

Financing

	Fund Type	Grant Year	Grant	Funded Amount	Drawn In Program Year	Drawn Thru Program Year
CDBG	EN	2018	B18MC090015	\$11,170.00	\$11,170.00	\$11,170.00
Total	Total			\$11,170.00	\$11,170.00	\$11,170.00


Proposed Accomplishments

People (General) : 754

Actual Accomplishments

Number assisted:

	Owner		Renter		Total		Person	
	Total	Hispanic	Total	Hispanic	Total	Hispanic	Total	Hispanic
White:	0	0	0	0	0	0	208	99
Black/African American:	0	0	0	0	0	0	13	2
Asian:	0	0	0	0	0	0	13	0
American Indian/Alaskan Native:	0	0	0	0	0	0	0	0
Native Hawaiian/Other Pacific Islander:	0	0	0	0	0	0	4	0
American Indian/Alaskan Native & White:	0	0	0	0	0	0	0	0
Asian White:	0	0	0	0	0	0	2	0
Black/African American & White:	0	0	0	0	0	0	8	3
American Indian/Alaskan Native & Black/African American:	0	0	0	0	0	0	0	0
Other multi-racial:	0	0	0	0	0	0	10	4
Asian/Pacific Islander:	0	0	0	0	0	0	0	0
Hispanic:	0	0	0	0	0	0	0	0
Total:	0	0	0	0	0	0	258	108



U.S. Department of Housing and Urban Development
Office of Community Planning and Development
Integrated Disbursement and Information System
CDBG Activity Summary Report (GPR) for Program Year 2018
GREENWICH

Date: 06-Sep-2019
Time: 15:06
Page: 90

Female-headed Households: 0 0 0

Income Category:

	Owner	Renter	Total	Person
Extremely Low	0	0	0	112
Low Mod	0	0	0	64
Moderate	0	0	0	0
Non Low Moderate	0	0	0	82
Total	0	0	0	258
Percent Low/Mod				68.2%

Annual Accomplishments

Years	Accomplishment Narrative	# Benefitting
2018	Child Guidance, in order to meet targets for direct service hours with Greenwich residents, hired a new per diem clinician for their Greenwich office and transferred two clinicians from the Stamford office to the Greenwich office for an additional day each in the Child and Family Therapy and Mobile Crisis Intervention Services programs.	



U.S. Department of Housing and Urban Development
 Office of Community Planning and Development
 Integrated Disbursement and Information System
 CDBG Activity Summary Report (GPR) for Program Year 2018
 GREENWICH

Date: 06-Sep-2019
 Time: 15:06
 Page: 91

PGM Year: 2018
Project: 0003 - PY2018 Community Health Center, Inc. - Senior Dental Assistance Program
IDIS Activity: 646 - PY2018 Community Health Center, Inc. - Senior Dental Assistance Program

Status: Completed 7/9/2019 12:00:00 AM **Objective:** Create suitable living environments
Location: 141 Franklin St Stamford, CT 06901-1014 **Outcome:** Availability/accessibility
Matrix Code: Senior Services (05A) **National Objective:** LMC

Initial Funding Date: 12/31/2018

Description:

Financing

	Fund Type	Grant Year	Grant	Funded Amount	Drawn In Program Year	Drawn Thru Program Year
CDBG	EN	2018	B18MC090015	\$6,982.00	\$0.00	\$0.00
Total	Total			\$6,982.00	\$0.00	\$0.00


Proposed Accomplishments

People (General) : 16

Actual Accomplishments

Number assisted:

	Owner		Renter		Total		Person	
	Total	Hispanic	Total	Hispanic	Total	Hispanic	Total	Hispanic
White:	0	0	0	0	0	0	22	5
Black/African American:	0	0	0	0	0	0	1	0
Asian:	0	0	0	0	0	0	2	0
American Indian/Alaskan Native:	0	0	0	0	0	0	0	0
Native Hawaiian/Other Pacific Islander:	0	0	0	0	0	0	0	0
American Indian/Alaskan Native & White:	0	0	0	0	0	0	0	0
Asian White:	0	0	0	0	0	0	0	0
Black/African American & White:	0	0	0	0	0	0	0	0
American Indian/Alaskan Native & Black/African American:	0	0	0	0	0	0	0	0
Other multi-racial:	0	0	0	0	0	0	0	0
Asian/Pacific Islander:	0	0	0	0	0	0	0	0
Hispanic:	0	0	0	0	0	0	0	0
Total:	0	0	0	0	0	0	25	5
Female-headed Households:	0		0		0			



U.S. Department of Housing and Urban Development
Office of Community Planning and Development
Integrated Disbursement and Information System
CDBG Activity Summary Report (GPR) for Program Year 2018
GREENWICH

Date: 06-Sep-2019

Time: 15:06

Page: 92

Income Category:

	Owner	Renter	Total	Person
Extremely Low	0	0	0	17
Low Mod	0	0	0	7
Moderate	0	0	0	0
Non Low Moderate	0	0	0	1
Total	0	0	0	25
Percent Low/Mod				96.0%

Annual Accomplishments

Years	Accomplishment Narrative	# Benefitting
2018	25 patients received an exam, cleaning and treatment plan of care. Two patients received new dentures.	



U.S. Department of Housing and Urban Development
 Office of Community Planning and Development
 Integrated Disbursement and Information System
 CDBG Activity Summary Report (GPR) for Program Year 2018
 GREENWICH

Date: 06-Sep-2019
 Time: 15:06
 Page: 93

PGM Year: 2018
Project: 0004 - PY2018 Family Centers, Inc. - Armstrong Court Preschool
IDIS Activity: 647 - PY2018 Family Centers, Inc. - Armstrong Court Preschools

Status: Completed 3/26/2019 12:00:00 AM
Location: 1 Armstrong Ct Greenwich, CT 06830-6133
Objective: Create suitable living environments
Outcome: Availability/accessibility
Matrix Code: Child Care Services (05L) **National Objective:** LMC

Initial Funding Date: 12/31/2018

Description:

First Steps Preschool Program is an early childhood education program located at Armstrong Court (a public housing development in Greenwich) that promotes parent education and school readiness to preschool children from low-income households. Family Centers does not charge families enrolled in the program. PY2018 CDBG funds will support the First Steps Preschool Program to ensure the availability of this vital program service to low-income households (primarily public housing and/or Section 8 residents).

Financing

	Fund Type	Grant Year	Grant	Funded Amount	Drawn In Program Year	Drawn Thru Program Year
CDBG	EN	2018	B18MC090015	\$7,819.00	\$7,819.00	\$7,819.00
Total	Total			\$7,819.00	\$7,819.00	\$7,819.00


Proposed Accomplishments

People (General) : 240

Actual Accomplishments

Number assisted:

	Owner		Renter		Total		Person	
	Total	Hispanic	Total	Hispanic	Total	Hispanic	Total	Hispanic
White:	0	0	0	0	0	0	204	188
Black/African American:	0	0	0	0	0	0	30	3
Asian:	0	0	0	0	0	0	7	0
American Indian/Alaskan Native:	0	0	0	0	0	0	0	0
Native Hawaiian/Other Pacific Islander:	0	0	0	0	0	0	0	0
American Indian/Alaskan Native & White:	0	0	0	0	0	0	0	0
Asian White:	0	0	0	0	0	0	0	0
Black/African American & White:	0	0	0	0	0	0	0	0
American Indian/Alaskan Native & Black/African American:	0	0	0	0	0	0	0	0
Other multi-racial:	0	0	0	0	0	0	3	0
Asian/Pacific Islander:	0	0	0	0	0	0	0	0
Hispanic:	0	0	0	0	0	0	0	0



U.S. Department of Housing and Urban Development
 Office of Community Planning and Development
 Integrated Disbursement and Information System
 CDBG Activity Summary Report (GPR) for Program Year 2018
 GREENWICH

Date: 06-Sep-2019
 Time: 15:06
 Page: 95

PGM Year: 2018
Project: 0005 - PY2018 Family Centers, Inc. - Reaching Independence Through Employment (RITE) Program
IDIS Activity: 648 - PY2018 Family Centers, inc. - Reaching Independence Through Employment (RITE) Program

Status: Completed 3/27/2019 12:00:00 AM **Objective:** Create suitable living environments
Location: 1 Armstrong Ct Greenwich, CT 06830-6133 **Outcome:** Availability/accessibility
Matrix Code: Employment Training (05H) **National Objective:** LMC

Initial Funding Date: 12/31/2018

Description:
 The RITE Program provides vocational case management, job development and work retention services for low-income Greenwich residents. Once employed, clients are followed to support and promote economic self-sufficiency. Services are provided at 20 Bridge Street, Greenwich Department of Human Services, Wilbur Peck Court and Armstrong Court in Greenwich and include financial education servicestraining.

Financing

	Fund Type	Grant Year	Grant	Funded Amount	Drawn In Program Year	Drawn Thru Program Year
CDBG	EN	2018	B18MC090015	\$6,702.00	\$6,702.00	\$6,702.00
Total	Total			\$6,702.00	\$6,702.00	\$6,702.00

Proposed Accomplishments

People (General) : 250

Actual Accomplishments

Number assisted:

	Owner		Renter		Total		Person	
	Total	Hispanic	Total	Hispanic	Total	Hispanic	Total	Hispanic
White:	0	0	0	0	0	0	85	53
Black/African American:	0	0	0	0	0	0	36	0
Asian:	0	0	0	0	0	0	0	0
American Indian/Alaskan Native:	0	0	0	0	0	0	0	0
Native Hawaiian/Other Pacific Islander:	0	0	0	0	0	0	0	0
American Indian/Alaskan Native & White:	0	0	0	0	0	0	0	0
Asian White:	0	0	0	0	0	0	0	0
Black/African American & White:	0	0	0	0	0	0	121	37
American Indian/Alaskan Native & Black/African American:	0	0	0	0	0	0	0	0
Other multi-racial:	0	0	0	0	0	0	30	20
Asian/Pacific Islander:	0	0	0	0	0	0	0	0
Hispanic:	0	0	0	0	0	0	0	0
Total:	0	0	0	0	0	0	272	110



U.S. Department of Housing and Urban Development
 Office of Community Planning and Development
 Integrated Disbursement and Information System
 CDBG Activity Summary Report (GPR) for Program Year 2018
 GREENWICH

Date: 06-Sep-2019
 Time: 15:06
 Page: 96


Female-headed Households: 0 0 0

Income Category:

	Owner	Renter	Total	Person
Extremely Low	0	0	0	147
Low Mod	0	0	0	122
Moderate	0	0	0	3
Non Low Moderate	0	0	0	0
Total	0	0	0	272
Percent Low/Mod				100.0%

Annual Accomplishments

Years	Accomplishment Narrative	# Benefitting
2018	The RITE Program provides vocational and self-sufficiency related assistance to Greenwich residents, including resume writing, interview skills, conflict resolution, job fairs and other workshops. Family Centers collaborates with the Greenwich Department of Human Services, Head Start, the Greenwich YWCA, Neighbor to Neighbor, Abils and the Greenwich Public School system. The RITE Program is located at Greenwich Town Hall three days per week and provides on-site services to clients receiving support from the Greenwich Department of Human Services.	



U.S. Department of Housing and Urban Development
 Office of Community Planning and Development
 Integrated Disbursement and Information System
 CDBG Activity Summary Report (GPR) for Program Year 2018
 GREENWICH

Date: 06-Sep-2019
 Time: 15:06
 Page: 97

PGM Year: 2018
Project: 0007 - PY2018 Greenwich Adult Daycare (GADC) - River House Saturday Night Lights Program
IDIS Activity: 649 - PY2018 Greenwich Adult Daycare Center (GADC) - River House Saturday Night Lights

Status: Completed 3/27/2019 12:00:00 AM **Objective:** Create suitable living environments
Location: 125 River Road Ext Cos Cob, CT 06807-2556 **Outcome:** Availability/accessibility
 Matrix Code: Senior Services (05A) **National Objective:** LMC

Initial Funding Date: 12/31/2018

Description:

The Saturday Night Lights Program will be a pilot evening respite program for enrolled clients at River House to give caregivers a night off.

Financing

	Fund Type	Grant Year	Grant	Funded Amount	Drawn In Program Year	Drawn Thru Program Year
CDBG	EN	2018	B18MC090015	\$5,228.68	\$5,228.68	\$5,228.68
Total	Total			\$5,228.68	\$5,228.68	\$5,228.68


Proposed Accomplishments

People (General) : 146

Actual Accomplishments

Number assisted:

	Owner		Renter		Total		Person	
	Total	Hispanic	Total	Hispanic	Total	Hispanic	Total	Hispanic
White:	0	0	0	0	0	0	130	11
Black/African American:	0	0	0	0	0	0	16	0
Asian:	0	0	0	0	0	0	5	0
American Indian/Alaskan Native:	0	0	0	0	0	0	0	0
Native Hawaiian/Other Pacific Islander:	0	0	0	0	0	0	0	0
American Indian/Alaskan Native & White:	0	0	0	0	0	0	0	0
Asian White:	0	0	0	0	0	0	0	0
Black/African American & White:	0	0	0	0	0	0	0	0
American Indian/Alaskan Native & Black/African American:	0	0	0	0	0	0	0	0
Other multi-racial:	0	0	0	0	0	0	0	0
Asian/Pacific Islander:	0	0	0	0	0	0	0	0
Hispanic:	0	0	0	0	0	0	0	0
Total:	0	0	0	0	0	0	151	11
Female-headed Households:	0		0		0			



U.S. Department of Housing and Urban Development
Office of Community Planning and Development
Integrated Disbursement and Information System
CDBG Activity Summary Report (GPR) for Program Year 2018
GREENWICH

Date: 06-Sep-2019

Time: 15:06

Page: 98

Income Category:

	Owner	Renter	Total	Person
Extremely Low	0	0	0	117
Low Mod	0	0	0	24
Moderate	0	0	0	0
Non Low Moderate	0	0	0	10
Total	0	0	0	151
Percent Low/Mod				93.4%

Annual Accomplishments

Years	Accomplishment Narrative	# Benefitting
2018	Offered for the first time as a pilot program, Saturday Night Lights met every other month and provided caregivers the opportunity to enjoy a night out while their loved one participated in a special program at River House. Members were provided with a number of evening activities in the care of professional caregivers at River House.	



U.S. Department of Housing and Urban Development
 Office of Community Planning and Development
 Integrated Disbursement and Information System
 CDBG Activity Summary Report (GPR) for Program Year 2018
 GREENWICH

Date: 06-Sep-2019
 Time: 15:06
 Page: 99

PGM Year: 2018
Project: 0008 - PY2018 Inspirica, Inc. - Women's Housing Program Case Manager/Life Planning Coach
IDIS Activity: 650 - PY2018 Inspirica, Inc. - Womens Housing Program Case Manger/Life Planning Coach

Status: Completed 4/16/2019 12:00:00 AM **Objective:** Create suitable living environments
Location: 141 Franklin St Stamford, CT 06901-1014 **Outcome:** Availability/accessibility
Matrix Code: Services for victims of domestic violence, dating violence, sexual assault or stalking (05G) **National Objective:** LMC

Initial Funding Date: 12/31/2018

Description:
 CDBG funding will partially support the salary of one full-time Case ManagerLife Planning Coach to provide case management to 25 single women (approximately 150 over the course of the year) housed within Inspirica's Women's Housing Program emergency shelter. This is a permanent, full-time position essential to supporting women during their transition from homelessness to employment and permanent housing.

Financing

	Fund Type	Grant Year	Grant	Funded Amount	Drawn In Program Year	Drawn Thru Program Year
CDBG	EN	2018	B18MC090015	\$5,585.00	\$5,585.00	\$5,585.00
Total	Total			\$5,585.00	\$5,585.00	\$5,585.00

Proposed Accomplishments

People (General) : 20

Actual Accomplishments

Number assisted:

	Owner		Renter		Total		Person	
	Total	Hispanic	Total	Hispanic	Total	Hispanic	Total	Hispanic
White:	0	0	0	0	0	0	46	20
Black/African American:	0	0	0	0	0	0	46	4
Asian:	0	0	0	0	0	0	1	0
American Indian/Alaskan Native:	0	0	0	0	0	0	1	1
Native Hawaiian/Other Pacific Islander:	0	0	0	0	0	0	0	0
American Indian/Alaskan Native & White:	0	0	0	0	0	0	0	0
Asian White:	0	0	0	0	0	0	0	0
Black/African American & White:	0	0	0	0	0	0	2	1
American Indian/Alaskan Native & Black/African American:	0	0	0	0	0	0	1	0
Other multi-racial:	0	0	0	0	0	0	2	1
Asian/Pacific Islander:	0	0	0	0	0	0	0	0
Hispanic:	0	0	0	0	0	0	0	0
Total:	0	0	0	0	0	0	99	27



U.S. Department of Housing and Urban Development
Office of Community Planning and Development
Integrated Disbursement and Information System
CDBG Activity Summary Report (GPR) for Program Year 2018
GREENWICH

Date: 06-Sep-2019
Time: 15:06
Page: 100

Female-headed Households: 0 0 0

Income Category:

	Owner	Renter	Total	Person
Extremely Low	0	0	0	99
Low Mod	0	0	0	0
Moderate	0	0	0	0
Non Low Moderate	0	0	0	0
Total	0	0	0	99
Percent Low/Mod				100.0%

Annual Accomplishments

Years	Accomplishment Narrative	# Benefiting
2018	Inspirica provided 31 housing placements and 38 job placements in 2018 in part through CDBG funding from the Town of Greenwich. They also hosted guest speakers from Stamford Cares and voter registration speakers. Activities included a Mother's Day brunch, Optimus Health Fair, haircuts, game nights and cookouts.	



U.S. Department of Housing and Urban Development
 Office of Community Planning and Development
 Integrated Disbursement and Information System
 CDBG Activity Summary Report (GPR) for Program Year 2018
 GREENWICH

Date: 06-Sep-2019
 Time: 15:06
 Page: 101

PGM Year: 2018
Project: 0009 - PY2018 Inspirica, Inc. - Jumpstart Career Program Employment Specialist
IDIS Activity: 651 - PY2018 Inspirica, Inc. - Jumpstart Career Program Employment Specialist

Status: Completed 4/16/2019 12:00:00 AM **Objective:** Create suitable living environments
Location: 141 Franklin St Stamford, CT 06901-1014 **Outcome:** Availability/accessibility
Matrix Code: Employment Training (05H) **National Objective:** LMC

Initial Funding Date: 12/31/2018

Description:
 CDBG funds partially support the annual salary for Inspirica's Employment Specialist in the Jumpstart Career Program. Participants in the program are provided with core skills needed to prepare for, find, maintain and advance in employment. The Jumpstart Career Program is comprised of: Jumpstart Vocational Training (Home Health Aide Certification), Jumpstart Education and Jumpstart Employment Agency. Participants in the program develop critical life and work skills that allow them to secure employment and prepare to transition out of homelessness.

Financing

	Fund Type	Grant Year	Grant	Funded Amount	Drawn In Program Year	Drawn Thru Program Year
CDBG	EN	2018	B18MC090015	\$5,585.00	\$5,585.00	\$5,585.00
Total	Total			\$5,585.00	\$5,585.00	\$5,585.00

Proposed Accomplishments

People (General) : 265

Actual Accomplishments

Number assisted:

	Owner		Renter		Total		Person	
	Total	Hispanic	Total	Hispanic	Total	Hispanic	Total	Hispanic
White:	0	0	0	0	0	0	88	56
Black/African American:	0	0	0	0	0	0	109	9
Asian:	0	0	0	0	0	0	2	0
American Indian/Alaskan Native:	0	0	0	0	0	0	1	1
Native Hawaiian/Other Pacific Islander:	0	0	0	0	0	0	0	0
American Indian/Alaskan Native & White:	0	0	0	0	0	0	0	0
Asian White:	0	0	0	0	0	0	0	0
Black/African American & White:	0	0	0	0	0	0	5	3
American Indian/Alaskan Native & Black/African American:	0	0	0	0	0	0	1	0
Other multi-racial:	0	0	0	0	0	0	3	2
Asian/Pacific Islander:	0	0	0	0	0	0	0	0
Hispanic:	0	0	0	0	0	0	0	0
Total:	0	0	0	0	0	0	209	71



U.S. Department of Housing and Urban Development
Office of Community Planning and Development
Integrated Disbursement and Information System
CDBG Activity Summary Report (GPR) for Program Year 2018
GREENWICH

Date: 06-Sep-2019
Time: 15:06
Page: 102


Female-headed Households: 0 0 0

Income Category:

	Owner	Renter	Total	Person
Extremely Low	0	0	0	209
Low Mod	0	0	0	0
Moderate	0	0	0	0
Non Low Moderate	0	0	0	0
Total	0	0	0	209
Percent Low/Mod				100.0%

Annual Accomplishments

Years	Accomplishment Narrative	# Benefitting
2018	Inspirica provided 196 job placements, 16 completed certified nursing assistant trainings, 16 completed home health aide courses and 14 completed Safe Serve courses in 2018 in part with CDBG funding from the Town of Greenwich.	



U.S. Department of Housing and Urban Development
 Office of Community Planning and Development
 Integrated Disbursement and Information System
 CDBG Activity Summary Report (GPR) for Program Year 2018
 GREENWICH

Date: 06-Sep-2019
 Time: 15:06
 Page: 103

PGM Year: 2018
Project: 0014 - PY2018 Old Greenwich Riverside Community Center - Childcare Scholarship Program
IDIS Activity: 652 - PY2018 Old Greenwich Riverside Community Center - Childcare Scholarship Program

Status: Completed 3/26/2019 12:00:00 AM **Objective:** Create suitable living environments
Location: 90 Harding Rd Old Greenwich, CT 06870-1518 **Outcome:** Availability/accessibility
Matrix Code: Child Care Services (05L) **National Objective:** LMC

Initial Funding Date: 01/10/2019

Description:

The Old Greenwich Riverside Community Center childcare program is a non-profit school-based childcare center servicing the children of Old Greenwich School, International School at Dundee and North Mianus School. The centers operate every school day from 3:00 p.m. to 6:00 p.m. Programs are designed to provide a safe, secure environment in which children can grow socially, physically, emotionally and academically. Program fees are under \$5hour for the full week program, while OGRCC membership is \$100family. CDBG funding subsidizes tuition payments for income-eligible families.

Financing

	Fund Type	Grant Year	Grant	Funded Amount	Drawn In Program Year	Drawn Thru Program Year
CDBG	EN	2018	B18MC090015	\$6,702.00	\$6,702.00	\$6,702.00
Total	Total			\$6,702.00	\$6,702.00	\$6,702.00


Proposed Accomplishments

People (General) : 11

Actual Accomplishments

Number assisted:

	Owner		Renter		Total		Person	
	Total	Hispanic	Total	Hispanic	Total	Hispanic	Total	Hispanic
White:	0	0	0	0	0	0	3	3
Black/African American:	0	0	0	0	0	0	0	0
Asian:	0	0	0	0	0	0	0	0
American Indian/Alaskan Native:	0	0	0	0	0	0	0	0
Native Hawaiian/Other Pacific Islander:	0	0	0	0	0	0	0	0
American Indian/Alaskan Native & White:	0	0	0	0	0	0	0	0
Asian White:	0	0	0	0	0	0	0	0
Black/African American & White:	0	0	0	0	0	0	0	0
American Indian/Alaskan Native & Black/African American:	0	0	0	0	0	0	0	0
Other multi-racial:	0	0	0	0	0	0	0	0
Asian/Pacific Islander:	0	0	0	0	0	0	0	0



U.S. Department of Housing and Urban Development
 Office of Community Planning and Development
 Integrated Disbursement and Information System
 CDBG Activity Summary Report (GPR) for Program Year 2018
 GREENWICH

Date: 06-Sep-2019
 Time: 15:06
 Page: 104

Hispanic:	0	0	0	0	0	0	0	0	0
Total:	0	0	0	0	0	0	0	3	3

Female-headed Households: 0 0 0 0 0 0 0 0 0 0

Income Category:

	Owner	Renter	Total	Person
Extremely Low	0	0	0	3
Low Mod	0	0	0	0
Moderate	0	0	0	0
Non Low Moderate	0	0	0	0
Total	0	0	0	3
Percent Low/Mod				100.0%

Annual Accomplishments

Years	Accomplishment Narrative	# Benefitting
2018	OGRCC operates after-school childcare in three elementary schools in Greenwich. The programs support the local community through the provision of a safe environment for children without the need for dropoff, allowing working families to remain at work until the program ends for the day. CDBG funds are used to provide scholarships/tuition discounts for income-eligible families.	



U.S. Department of Housing and Urban Development
 Office of Community Planning and Development
 Integrated Disbursement and Information System
 CDBG Activity Summary Report (GPR) for Program Year 2018
 GREENWICH

Date: 06-Sep-2019
 Time: 15:06
 Page: 105

PGM Year: 2018
Project: 0016 - PY2018 YWCA Greenwich - Domestic Violence Crisis Intervention Services
IDIS Activity: 653 - PY2018 YWCA Greenwich - Domestic Violence Crisis Intervention Services

Status: Completed 3/28/2019 12:00:00 AM
Location: 259 E Putnam Ave Greenwich, CT 06830-4808
Objective: Create suitable living environments
Outcome: Availability/accessibility
Matrix Code: Services for victims of domestic violence, dating violence, sexual assault or stalking (05G)
National Objective: LMC

Initial Funding Date: 01/10/2019

Description:
 YWCA Greenwich provides services to domestic abuse victims in crisis, including operating two 247365 hotlines and providing emergency shelter and related services in a confidential location to domestic abuse victims and their children who are in immediate danger and must leave their homes on short notice.

Financing

	Fund Type	Grant Year	Grant	Funded Amount	Drawn In Program Year	Drawn Thru Program Year
CDBG	EN	2018	B18MC090015	\$11,170.00	\$11,170.00	\$11,170.00
Total	Total			\$11,170.00	\$11,170.00	\$11,170.00


Proposed Accomplishments

People (General) : 3,400

Actual Accomplishments

Number assisted:

	Owner		Renter		Total		Person	
	Total	Hispanic	Total	Hispanic	Total	Hispanic	Total	Hispanic
White:	0	0	0	0	0	0	302	123
Black/African American:	0	0	0	0	0	0	52	0
Asian:	0	0	0	0	0	0	14	0
American Indian/Alaskan Native:	0	0	0	0	0	0	0	0
Native Hawaiian/Other Pacific Islander:	0	0	0	0	0	0	1	0
American Indian/Alaskan Native & White:	0	0	0	0	0	0	0	0
Asian White:	0	0	0	0	0	0	0	0
Black/African American & White:	0	0	0	0	0	0	0	0
American Indian/Alaskan Native & Black/African American:	0	0	0	0	0	0	0	0
Other multi-racial:	0	0	0	0	0	0	382	0
Asian/Pacific Islander:	0	0	0	0	0	0	0	0
Hispanic:	0	0	0	0	0	0	0	0
Total:	0	0	0	0	0	0	751	123
Female-headed Households:	0		0		0			



U.S. Department of Housing and Urban Development
Office of Community Planning and Development
Integrated Disbursement and Information System
CDBG Activity Summary Report (GPR) for Program Year 2018
GREENWICH

Date: 06-Sep-2019
Time: 15:06
Page: 106

Income Category:

	Owner	Renter	Total	Person
Extremely Low	0	0	0	751
Low Mod	0	0	0	0
Moderate	0	0	0	0
Non Low Moderate	0	0	0	0
Total	0	0	0	751
Percent Low/Mod				100.0%

Annual Accomplishments

Years	Accomplishment Narrative	# Benefiting
2018	YWCA Domestic Abuse Services provides critical crisis intervention services to victims of domestic violence. Services provided continue to increase per client, indicating that the number of clients are remaining consistent but time spent providing services is growing.	



U.S. Department of Housing and Urban Development
 Office of Community Planning and Development
 Integrated Disbursement and Information System
 CDBG Activity Summary Report (GPR) for Program Year 2018
 GREENWICH

Date: 06-Sep-2019
 Time: 15:06
 Page: 107

PGM Year: 2018
Project: 0023 - PY2018 CDBG Administration
IDIS Activity: 654 - PY2018 CDBG Administration

Status: Open
Location: ,
Objective:
Outcome:
Matrix Code: General Program Administration (21A) **National Objective:**

Initial Funding Date: 01/10/2019

Description:
 Planning and administration of the PY2018 CDBG Program by the Town of Greenwich Community Development Office. Planning and administration costs have been capped at 20 percent of the total PY2018 award, and are intended to cover the costs of staff salary, office supplies, professional memberships, trainings and other related, eligible costs associated with carrying out the CDBG Program.

Financing

	Fund Type	Grant Year	Grant	Funded Amount	Drawn In Program Year	Drawn Thru Program Year
CDBG	EN	2018	B18MC090015	\$145,000.00	\$145,000.00	\$145,000.00
Total	Total			\$145,000.00	\$145,000.00	\$145,000.00

Proposed Accomplishments

Actual Accomplishments

Number assisted:

	Owner		Renter		Total		Person	
	Total	Hispanic	Total	Hispanic	Total	Hispanic	Total	Hispanic
White:					0	0		
Black/African American:					0	0		
Asian:					0	0		
American Indian/Alaskan Native:					0	0		
Native Hawaiian/Other Pacific Islander:					0	0		
American Indian/Alaskan Native & White:					0	0		
Asian White:					0	0		
Black/African American & White:					0	0		
American Indian/Alaskan Native & Black/African American:					0	0		
Other multi-racial:					0	0		
Asian/Pacific Islander:					0	0		
Hispanic:					0	0		
Total:	0	0	0	0	0	0	0	0
Female-headed Households:					0			



U.S. Department of Housing and Urban Development
Office of Community Planning and Development
Integrated Disbursement and Information System
CDBG Activity Summary Report (GPR) for Program Year 2018
GREENWICH

Date: 06-Sep-2019

Time: 15:06

Page: 108

Income Category:

	Owner	Renter	Total	Person
Extremely Low			0	
Low Mod			0	
Moderate			0	
Non Low Moderate			0	
Total	0	0	0	0
Percent Low/Mod				

Annual Accomplishments

No data returned for this view. This might be because the applied filter excludes all data.



U.S. Department of Housing and Urban Development
 Office of Community Planning and Development
 Integrated Disbursement and Information System
 CDBG Activity Summary Report (GPR) for Program Year 2018
 GREENWICH

Date: 06-Sep-2019
 Time: 15:06
 Page: 109

PGM Year: 2018
Project: 0015 - PY2018 Pacific House, Inc. - Emergency Meals Program
IDIS Activity: 655 - PY2018 Pacific House - Emergency Meals Program

Status: Completed 3/26/2019 12:00:00 AM
Location: 597 Pacific St Stamford, CT 06902-5814
Objective: Create suitable living environments
Outcome: Availability/accessibility
Matrix Code: Operating Costs of Homeless/AIDS Patients Programs (03T)
National Objective: LMC

Initial Funding Date: 02/26/2019

Description:

Pacific House provides emergency meals (breakfast and dinner) to homeless individuals at its shelter on Pacific Street in Stamford. During 2017 Pacific House served 404 homeless individuals, issuing a total of 33,680 meals. Pacific House also offers case management, outreach, career development and supportive services to those who are homeless or at risk of homelessness.

Financing

	Fund Type	Grant Year	Grant	Funded Amount	Drawn In Program Year	Drawn Thru Program Year
CDBG	EN	2018	B18MC090015	\$5,585.00	\$5,585.00	\$5,585.00
Total	Total			\$5,585.00	\$5,585.00	\$5,585.00

Proposed Accomplishments

People (General) : 500

Actual Accomplishments

Number assisted:

	Owner		Renter		Total		Person	
	Total	Hispanic	Total	Hispanic	Total	Hispanic	Total	Hispanic
White:	0	0	0	0	0	0	49	38
Black/African American:	0	0	0	0	0	0	77	0
Asian:	0	0	0	0	0	0	1	0
American Indian/Alaskan Native:	0	0	0	0	0	0	3	0
Native Hawaiian/Other Pacific Islander:	0	0	0	0	0	0	1	0
American Indian/Alaskan Native & White:	0	0	0	0	0	0	0	0
Asian White:	0	0	0	0	0	0	0	0
Black/African American & White:	0	0	0	0	0	0	7	0
American Indian/Alaskan Native & Black/African American:	0	0	0	0	0	0	1	0
Other multi-racial:	0	0	0	0	0	0	4	0
Asian/Pacific Islander:	0	0	0	0	0	0	0	0
Hispanic:	0	0	0	0	0	0	0	0
Total:	0	0	0	0	0	0	143	38



U.S. Department of Housing and Urban Development
Office of Community Planning and Development
Integrated Disbursement and Information System
CDBG Activity Summary Report (GPR) for Program Year 2018
GREENWICH

Date: 06-Sep-2019
Time: 15:06
Page: 110


Female-headed Households: 0 0 0

Income Category:

	Owner	Renter	Total	Person
Extremely Low	0	0	0	143
Low Mod	0	0	0	0
Moderate	0	0	0	0
Non Low Moderate	0	0	0	0
Total	0	0	0	143
Percent Low/Mod				100.0%

Annual Accomplishments

Years	Accomplishment Narrative	# Benefitting
2018	During the period from July 1, 2018 to December 31, 2018, Pacific House provided emergency shelter to 143 unduplicated individuals, totaling 7,194 bednights. During the Same period they served 3,499 breakfasts, 39 lunches and 2,275 dinners for a total of 8,263 meals.	



U.S. Department of Housing and Urban Development
 Office of Community Planning and Development
 Integrated Disbursement and Information System
 CDBG Activity Summary Report (GPR) for Program Year 2018
 GREENWICH

Date: 06-Sep-2019
 Time: 15:06
 Page: 111

PGM Year: 2018
Project: 0011 - PY2018 Kids in Crisis - Safe Haven for Kids
IDIS Activity: 656 - PY2018 Kids in Crisis - Safe Haven for Kids

Status: Completed 3/26/2019 12:00:00 AM
Location: 1 Salem St Cos Cob, CT 06807-2624
Objective: Create suitable living environments
Outcome: Availability/accessibility
Matrix Code: Abused and Neglected Children (05N) **National Objective:** LMC

Initial Funding Date: 02/26/2019

Description:

Kids in Crisis, through their Safe Haven for Kids Program, provides free emergency rental shelter and comprehensive care for Connecticut newborns to 17 year olds who have been abused, neglected, rejected, abandoned, are homeless, are not safe in their homes due to sever family conflict, or for other reasons require respite care. The organization also provides a 247365 Crisis Helpline for immediate phone and face-to-face family crisis interventions to keep children safe from harm.

Financing

	Fund Type	Grant Year	Grant	Funded Amount	Drawn In Program Year	Drawn Thru Program Year
CDBG	EN	2018	B18MC090015	\$11,170.00	\$11,170.00	\$11,170.00
Total	Total			\$11,170.00	\$11,170.00	\$11,170.00


Proposed Accomplishments

People (General) : 29

Actual Accomplishments

Number assisted:

	Owner		Renter		Total		Person	
	Total	Hispanic	Total	Hispanic	Total	Hispanic	Total	Hispanic
White:	0	0	0	0	0	0	27	13
Black/African American:	0	0	0	0	0	0	5	0
Asian:	0	0	0	0	0	0	0	0
American Indian/Alaskan Native:	0	0	0	0	0	0	0	0
Native Hawaiian/Other Pacific Islander:	0	0	0	0	0	0	0	0
American Indian/Alaskan Native & White:	0	0	0	0	0	0	0	0
Asian White:	0	0	0	0	0	0	0	0
Black/African American & White:	0	0	0	0	0	0	1	0
American Indian/Alaskan Native & Black/African American:	0	0	0	0	0	0	0	0
Other multi-racial:	0	0	0	0	0	0	0	0
Asian/Pacific Islander:	0	0	0	0	0	0	0	0
Hispanic:	0	0	0	0	0	0	0	0
Total:	0	0	0	0	0	0	33	13



U.S. Department of Housing and Urban Development
Office of Community Planning and Development
Integrated Disbursement and Information System
CDBG Activity Summary Report (GPR) for Program Year 2018
GREENWICH

Date: 06-Sep-2019
Time: 15:06
Page: 112


Female-headed Households: 0 0 0

Income Category:

	Owner	Renter	Total	Person
Extremely Low	0	0	0	33
Low Mod	0	0	0	0
Moderate	0	0	0	0
Non Low Moderate	0	0	0	0
Total	0	0	0	33
Percent Low/Mod				100.0%

Annual Accomplishments

Years	Accomplishment Narrative	# Benefiting
2018	From July 1, 2018 through December 31, 2018 223 children were provided with emergency services through the Kids in Crisis Helpline, and 33 of those children required emergency shelter, resulting in 561 nights of care. Children in emergency care received individual, group and family counseling, while participating in therapeutic enrichment activities. A social work also connected the children and their families to long term, community-based supports to maintain safety and provide for ongoing and emergent needs.	



U.S. Department of Housing and Urban Development
 Office of Community Planning and Development
 Integrated Disbursement and Information System
 CDBG Activity Summary Report (GPR) for Program Year 2018
 GREENWICH

Date: 06-Sep-2019
 Time: 15:06
 Page: 114


Other multi-racial:	0	0	0	0	0	0	0	0
Asian/Pacific Islander:	0	0	0	0	0	0	0	0
Hispanic:	0	0	0	0	0	0	0	0
Total:	0	0	0	0	0	0	0	0
Female-headed Households:	0		0		0			

Income Category:

	Owner	Renter	Total	Person
Extremely Low	0	0	0	0
Low Mod	0	0	0	0
Moderate	0	0	0	0
Non Low Moderate	0	0	0	0
Total	0	0	0	0
Percent Low/Mod				

Annual Accomplishments

No data returned for this view. This might be because the applied filter excludes all data.



U.S. Department of Housing and Urban Development
 Office of Community Planning and Development
 Integrated Disbursement and Information System
 CDBG Activity Summary Report (GPR) for Program Year 2018
 GREENWICH

Date: 06-Sep-2019
 Time: 15:06
 Page: 115

PGM Year: 2017
Project: 0022 - PY2017 Housing Authority of the Town of Greenwich - MKT I Painting and Upgrade
IDIS Activity: 658 - PY2017 Housing Authority of the Town of Greenwich - McKinney Terrace I Painting and Upgrade

Status: Open **Objective:** Provide decent affordable housing
Location: 71 Vinci Dr Greenwich, CT 06830-2908 **Outcome:** Sustainability
Matrix Code: Rehab; Multi-Unit Residential (14B) **National Objective:** LMH

Initial Funding Date: 04/10/2019

Description:
 The Housing Authority of the Town of Greenwich is carrying out a renovation of the exterior of its McKinney Terrace I development. Work will include removing/repairing deteriorated wood siding and dormers and replacement with a similar product. Updates to the building facades will prevent leaks and structural instability, thus extending the useful life of buildings that provide affordable housing for Greenwich residents.

Financing

	Fund Type	Grant Year	Grant	Funded Amount	Drawn In Program Year	Drawn Thru Program Year
CDBG	EN	2017	B17MC090015	\$179,452.00	\$90,000.00	\$90,000.00
Total	Total			\$179,452.00	\$90,000.00	\$90,000.00

Proposed Accomplishments

Housing Units : 21

Actual Accomplishments

Number assisted:

	Owner		Renter		Total		Person	
	Total	Hispanic	Total	Hispanic	Total	Hispanic	Total	Hispanic
White:	0	0	0	0	0	0	0	0
Black/African American:	0	0	0	0	0	0	0	0
Asian:	0	0	0	0	0	0	0	0
American Indian/Alaskan Native:	0	0	0	0	0	0	0	0
Native Hawaiian/Other Pacific Islander:	0	0	0	0	0	0	0	0
American Indian/Alaskan Native & White:	0	0	0	0	0	0	0	0
Asian White:	0	0	0	0	0	0	0	0
Black/African American & White:	0	0	0	0	0	0	0	0
American Indian/Alaskan Native & Black/African American:	0	0	0	0	0	0	0	0
Other multi-racial:	0	0	0	0	0	0	0	0
Asian/Pacific Islander:	0	0	0	0	0	0	0	0
Hispanic:	0	0	0	0	0	0	0	0
Total:	0	0	0	0	0	0	0	0



U.S. Department of Housing and Urban Development
Office of Community Planning and Development
Integrated Disbursement and Information System
CDBG Activity Summary Report (GPR) for Program Year 2018
GREENWICH

Date: 06-Sep-2019

Time: 15:06

Page: 116

Female-headed Households:

0 0 0

Income Category:

	Owner	Renter	Total	Person
Extremely Low	0	0	0	0
Low Mod	0	0	0	0
Moderate	0	0	0	0
Non Low Moderate	0	0	0	0
Total	0	0	0	0

Percent Low/Mod

Annual Accomplishments

No data returned for this view. This might be because the applied filter excludes all data.



U.S. Department of Housing and Urban Development
 Office of Community Planning and Development
 Integrated Disbursement and Information System
 CDBG Activity Summary Report (GPR) for Program Year 2018
 GREENWICH

Date: 06-Sep-2019
 Time: 15:06
 Page: 117

PGM Year: 2018
Project: 0020 - PY2018 Housing Authority of the Town of Greenwich - McKinney Terrace I Boiler System Replacement
IDIS Activity: 659 - PY2018 Housing Authority of the Town of Greenwich - McKinney Terrace I Boiler Replacement

Status: Completed 4/16/2019 12:00:00 AM **Objective:** Provide decent affordable housing
Location: 71 Vinci Dr Greenwich, CT 06830-2908 **Outcome:** Sustainability
Matrix Code: Rehab; Multi-Unit Residential (14B) **National Objective:** LMH

Initial Funding Date: 04/10/2019

Description:

Financing

	Fund Type	Grant Year	Grant	Funded Amount	Drawn In Program Year	Drawn Thru Program Year
CDBG	EN	2018	B18MC090015	\$77,275.00	\$77,275.00	\$77,275.00
Total	Total			\$77,275.00	\$77,275.00	\$77,275.00

Proposed Accomplishments

Housing Units : 21

Actual Accomplishments

Number assisted:

	Owner		Renter		Total		Person	
	Total	Hispanic	Total	Hispanic	Total	Hispanic	Total	Hispanic
White:	0	0	11	11	11	11	0	0
Black/African American:	0	0	8	0	8	0	0	0
Asian:	0	0	2	0	2	0	0	0
American Indian/Alaskan Native:	0	0	0	0	0	0	0	0
Native Hawaiian/Other Pacific Islander:	0	0	0	0	0	0	0	0
American Indian/Alaskan Native & White:	0	0	0	0	0	0	0	0
Asian White:	0	0	0	0	0	0	0	0
Black/African American & White:	0	0	0	0	0	0	0	0
American Indian/Alaskan Native & Black/African American:	0	0	0	0	0	0	0	0
Other multi-racial:	0	0	0	0	0	0	0	0
Asian/Pacific Islander:	0	0	0	0	0	0	0	0
Hispanic:	0	0	0	0	0	0	0	0
Total:	0	0	21	11	21	11	0	0
Female-headed Households:	0		0		0			



U.S. Department of Housing and Urban Development
Office of Community Planning and Development
Integrated Disbursement and Information System
CDBG Activity Summary Report (GPR) for Program Year 2018
GREENWICH


Date: 06-Sep-2019
Time: 15:06
Page: 118

Income Category:

	Owner	Renter	Total	Person
Extremely Low	0	3	3	0
Low Mod	0	14	14	0
Moderate	0	0	0	0
Non Low Moderate	0	4	4	0
Total	0	21	21	0
Percent Low/Mod		81.0%	81.0%	

Annual Accomplishments

Years	Accomplishment Narrative	# Benefitting
2018	The Housing Authority of the Town of Greenwich removed and replaced nine boilers at its McKinney Terrace development in order to provide suitable living conditions for low- and moderate-income residents.	



U.S. Department of Housing and Urban Development
 Office of Community Planning and Development
 Integrated Disbursement and Information System
 CDBG Activity Summary Report (GPR) for Program Year 2018
 GREENWICH

Date: 06-Sep-2019
 Time: 15:06
 Page: 119

PGM Year: 2018
Project: 0018 - PY2018 Boys & Girls Club of Greenwich - Camp Simmons Pool Fencing Project
IDIS Activity: 660 - PY2018 Boys and Girls Club of Greenwich - Camp Simmons Pool Fence

Status: Completed 4/16/2019 12:00:00 AM **Objective:** Create suitable living environments
Location: 744 Lake Ave Greenwich, CT 06830-3363 **Outcome:** Availability/accessibility
Matrix Code: Parks, Recreational Facilities (03F) **National Objective:** LMC

Initial Funding Date: 04/10/2019

Description:

The Boys & Girls Club of Greenwich was awarded PY2018 CDBG funding to install an aluminum six-foot high fence around the pool at its Camp Simmons location to ensure that the pool is properly secured during camp and program hours as well as during times the location is closed to participant use.

Financing

	Fund Type	Grant Year	Grant	Funded Amount	Drawn In Program Year	Drawn Thru Program Year
CDBG	EN	2018	B18MC090015	\$21,900.00	\$21,900.00	\$21,900.00
Total	Total			\$21,900.00	\$21,900.00	\$21,900.00

Proposed Accomplishments

Public Facilities : 472

Actual Accomplishments

Number assisted:

	Owner		Renter		Total		Person	
	Total	Hispanic	Total	Hispanic	Total	Hispanic	Total	Hispanic
White:	0	0	0	0	0	0	360	180
Black/African American:	0	0	0	0	0	0	51	0
Asian:	0	0	0	0	0	0	35	0
American Indian/Alaskan Native:	0	0	0	0	0	0	0	0
Native Hawaiian/Other Pacific Islander:	0	0	0	0	0	0	0	0
American Indian/Alaskan Native & White:	0	0	0	0	0	0	0	0
Asian White:	0	0	0	0	0	0	0	0
Black/African American & White:	0	0	0	0	0	0	0	0
American Indian/Alaskan Native & Black/African American:	0	0	0	0	0	0	0	0
Other multi-racial:	0	0	0	0	0	0	26	0
Asian/Pacific Islander:	0	0	0	0	0	0	0	0
Hispanic:	0	0	0	0	0	0	0	0
Total:	0	0	0	0	0	0	472	180
Female-headed Households:	0		0		0			



U.S. Department of Housing and Urban Development
Office of Community Planning and Development
Integrated Disbursement and Information System
CDBG Activity Summary Report (GPR) for Program Year 2018
GREENWICH

Date: 06-Sep-2019

Time: 15:06


Page: 120

Income Category:

	Owner	Renter	Total	Person
Extremely Low	0	0	0	132
Low Mod	0	0	0	146
Moderate	0	0	0	0
Non Low Moderate	0	0	0	194
Total	0	0	0	472
Percent Low/Mod				58.9%

Annual Accomplishments

Years	Accomplishment Narrative	# Benefiting
2018	The Boys & Girls Club of Greenwich used PY2018 CDBG funds to construct a new commercial grade fence around the pool at its Camp Simmons location in order to provide greater safety during both staffed programming and offseason/weekend/evening hours.	



U.S. Department of Housing and Urban Development
 Office of Community Planning and Development
 Integrated Disbursement and Information System
 CDBG Activity Summary Report (GPR) for Program Year 2018
 GREENWICH

Date: 06-Sep-2019
 Time: 15:06
 Page: 121

PGM Year: 2018
Project: 0025 - PY2018R Boys & Girls Club of Greenwich - Roof Repair
IDIS Activity: 661 - PY2018R Boys & Girls Club of Greenwich - Roof Repair

Status: Completed 7/10/2019 12:00:00 AM **Objective:** Create suitable living environments
Location: 4 Horseneck Ln Greenwich, CT 06830-6327 **Outcome:** Availability/accessibility
Matrix Code: Neighborhood Facilities (03E) **National Objective:** LMC

Initial Funding Date: 04/11/2019

Description:
 PY2018 Reprogrammed CDBG funding was awarded to the Boys & Girls Club of Greenwich to make repairs to sections of the roof at their 4 Horseneck Lane headquarters.

Financing

	Fund Type	Grant Year	Grant	Funded Amount	Drawn In Program Year	Drawn Thru Program Year
CDBG	EN	2016	B16MC090015	\$7,050.00	\$7,050.00	\$7,050.00
Total	Total			\$7,050.00	\$7,050.00	\$7,050.00


Proposed Accomplishments

Public Facilities : 298

Actual Accomplishments

Number assisted:

	Owner		Renter		Total		Person	
	Total	Hispanic	Total	Hispanic	Total	Hispanic	Total	Hispanic
White:	0	0	0	0	0	0	360	180
Black/African American:	0	0	0	0	0	0	51	0
Asian:	0	0	0	0	0	0	35	0
American Indian/Alaskan Native:	0	0	0	0	0	0	0	0
Native Hawaiian/Other Pacific Islander:	0	0	0	0	0	0	0	0
American Indian/Alaskan Native & White:	0	0	0	0	0	0	0	0
Asian White:	0	0	0	0	0	0	0	0
Black/African American & White:	0	0	0	0	0	0	0	0
American Indian/Alaskan Native & Black/African American:	0	0	0	0	0	0	0	0
Other multi-racial:	0	0	0	0	0	0	26	0
Asian/Pacific Islander:	0	0	0	0	0	0	0	0
Hispanic:	0	0	0	0	0	0	0	0
Total:	0	0	0	0	0	0	472	180
Female-headed Households:	0		0		0			



U.S. Department of Housing and Urban Development
Office of Community Planning and Development
Integrated Disbursement and Information System
CDBG Activity Summary Report (GPR) for Program Year 2018
GREENWICH

Date: 06-Sep-2019

Time: 15:06

Page: 122

Income Category:

	Owner	Renter	Total	Person
Extremely Low	0	0	0	132
Low Mod	0	0	0	146
Moderate	0	0	0	0
Non Low Moderate	0	0	0	194
Total	0	0	0	472
Percent Low/Mod				58.9%

Annual Accomplishments

Years	Accomplishment Narrative	# Benefitting
2018	Roof repair completed to prevent water damage to building that serves Greenwich youth.	



U.S. Department of Housing and Urban Development
 Office of Community Planning and Development
 Integrated Disbursement and Information System
 CDBG Activity Summary Report (GPR) for Program Year 2018
 GREENWICH

Date: 06-Sep-2019
 Time: 15:06
 Page: 123

PGM Year: 2018
Project: 0026 - PY2018R Pathways - 175 Milbank Group Home Renovations
IDIS Activity: 662 - PY2018R Pathways - 175 Milbank Group Home Renovation

Status: Open
Location: 175 Milbank Ave Greenwich, CT 06830-6616
Objective: Create suitable living environments
Outcome: Availability/accessibility
Matrix Code: Facility for Persons with Disabilities (03B)
National Objective: LMC

Initial Funding Date: 05/28/2019

Description:

\$20,000 in Greenwich CDBG funds were awarded to Pathways, Inc. during the PY2018 Reprogramming process to make mobility/accessibility renovations to the kitchen at 175 Milbank Avenue - a group home serving eight adults suffering from severe mental illness.

Financing

	Fund Type	Grant Year	Grant	Funded Amount	Drawn In Program Year	Drawn Thru Program Year
CDBG	EN	2016	B16MC090015	\$20,000.00	\$0.00	\$0.00
Total	Total			\$20,000.00	\$0.00	\$0.00

Proposed Accomplishments

Public Facilities : 8

Actual Accomplishments

Number assisted:

	Owner		Renter		Total		Person	
	Total	Hispanic	Total	Hispanic	Total	Hispanic	Total	Hispanic
White:	0	0	0	0	0	0	0	0
Black/African American:	0	0	0	0	0	0	0	0
Asian:	0	0	0	0	0	0	0	0
American Indian/Alaskan Native:	0	0	0	0	0	0	0	0
Native Hawaiian/Other Pacific Islander:	0	0	0	0	0	0	0	0
American Indian/Alaskan Native & White:	0	0	0	0	0	0	0	0
Asian White:	0	0	0	0	0	0	0	0
Black/African American & White:	0	0	0	0	0	0	0	0
American Indian/Alaskan Native & Black/African American:	0	0	0	0	0	0	0	0
Other multi-racial:	0	0	0	0	0	0	0	0
Asian/Pacific Islander:	0	0	0	0	0	0	0	0
Hispanic:	0	0	0	0	0	0	0	0
Total:	0	0	0	0	0	0	0	0



U.S. Department of Housing and Urban Development
Office of Community Planning and Development
Integrated Disbursement and Information System
CDBG Activity Summary Report (GPR) for Program Year 2018
GREENWICH

Date: 06-Sep-2019

Time: 15:06

Page: 124

Female-headed Households:

0 0 0

Income Category:

	Owner	Renter	Total	Person
Extremely Low	0	0	0	0
Low Mod	0	0	0	0
Moderate	0	0	0	0
Non Low Moderate	0	0	0	0
Total	0	0	0	0

Percent Low/Mod

Annual Accomplishments

No data returned for this view. This might be because the applied filter excludes all data.



U.S. Department of Housing and Urban Development
 Office of Community Planning and Development
 Integrated Disbursement and Information System
 CDBG Activity Summary Report (GPR) for Program Year 2018
 GREENWICH

Date: 06-Sep-2019
 Time: 15:06
 Page: 125

PGM Year: 2018
Project: 0017 - PY2018 Abilis, Inc. - Rooftop AC and Gas Heat Units Replacement
IDIS Activity: 663 - PY2018 Abilis, Inc. - Rooftop AC and Gas Heat Units Replacement

Status: Completed 7/9/2019 12:00:00 AM
Location: 50 Glenville St Greenwich, CT 06831-4140
Objective: Create suitable living environments
Outcome: Availability/accessibility
Matrix Code: Facility for Persons with Disabilities (03B)
National Objective: LMC

Initial Funding Date: 05/28/2019

Description:

\$48,400 in PY2018 Greenwich CDBG funds were awarded to Abilis, Inc. to replace rooftop heatair conditioning units at their 50 Glenville headquarters.

Financing

	Fund Type	Grant Year	Grant	Funded Amount	Drawn In Program Year	Drawn Thru Program Year
CDBG	EN	2018	B18MC090015	\$48,400.00	\$0.00	\$0.00
Total	Total			\$48,400.00	\$0.00	\$0.00

Proposed Accomplishments

Public Facilities : 200

Actual Accomplishments

Number assisted:

	Owner		Renter		Total		Person	
	Total	Hispanic	Total	Hispanic	Total	Hispanic	Total	Hispanic
White:	0	0	0	0	0	0	120	25
Black/African American:	0	0	0	0	0	0	75	0
Asian:	0	0	0	0	0	0	5	0
American Indian/Alaskan Native:	0	0	0	0	0	0	0	0
Native Hawaiian/Other Pacific Islander:	0	0	0	0	0	0	0	0
American Indian/Alaskan Native & White:	0	0	0	0	0	0	0	0
Asian White:	0	0	0	0	0	0	0	0
Black/African American & White:	0	0	0	0	0	0	0	0
American Indian/Alaskan Native & Black/African American:	0	0	0	0	0	0	0	0
Other multi-racial:	0	0	0	0	0	0	0	0
Asian/Pacific Islander:	0	0	0	0	0	0	0	0
Hispanic:	0	0	0	0	0	0	0	0
Total:	0	0	0	0	0	0	200	25
Female-headed Households:	0		0		0			



U.S. Department of Housing and Urban Development
Office of Community Planning and Development
Integrated Disbursement and Information System
CDBG Activity Summary Report (GPR) for Program Year 2018
GREENWICH

Date: 06-Sep-2019

Time: 15:06

Page: 126

Income Category:

	Owner	Renter	Total	Person
Extremely Low	0	0	0	140
Low Mod	0	0	0	40
Moderate	0	0	0	0
Non Low Moderate	0	0	0	20
Total	0	0	0	200
Percent Low/Mod				90.0%

Annual Accomplishments

Years	Accomplishment Narrative	# Benefiting
2018	New AC units replaced older models that had become inoperable, creating a more energy efficient, comfortable environment for clients, visitors and staff.	



U.S. Department of Housing and Urban Development
Office of Community Planning and Development
Integrated Disbursement and Information System
CDBG Activity Summary Report (GPR) for Program Year 2018
GREENWICH

Date: 06-Sep-2019

Time: 15:06

Page: 127

Total Funded Amount:	\$9,085,327.05
Total Drawn Thru Program Year:	\$8,606,284.25
Total Drawn In Program Year:	\$1,334,145.24

PR23 – PY2018 Summary of Accomplishments

This page intentionally left blank.



U.S. Department of Housing and Urban Development
 Office of Community Planning and Development
 Integrated Disbursement and Information System
 CDBG Summary of Accomplishments
 Program Year: 2018

DATE: 09-06-19
 TIME: 15:09
 PAGE: 1

GREENWICH

Count of CDBG Activities with Disbursements by Activity Group & Matrix Code

Activity Group	Activity Category	Open Count	Open Activities Disbursed	Completed Count	Completed Activities Disbursed	Program Year Count	Total Activities Disbursed	
Housing	Rehab; Multi-Unit Residential (14B)	1	\$90,000.00	1	\$77,275.00	2	\$167,275.00	
	Rehab; Other Publicly-Owned Residential Buildings (14D)	1	\$5,546.20	0	\$0.00	1	\$5,546.20	
	Energy Efficiency Improvements (14F)	0	\$0.00	1	\$239,304.21	1	\$239,304.21	
	Total Housing	2	\$95,546.20	2	\$316,579.21	4	\$412,125.41	
Public Facilities and Improvements	Facility for Persons with Disabilities (03B)	1	\$0.00	1	\$0.00	2	\$0.00	
	Homeless Facilities (not operating costs) (03C)	0	\$0.00	3	\$71,614.00	3	\$71,614.00	
	Youth Centers (03D)	1	\$0.00	0	\$0.00	1	\$0.00	
	Neighborhood Facilities (03E)	2	\$49,452.00	3	\$84,418.00	5	\$133,870.00	
	Parks, Recreational Facilities (03F)	0	\$0.00	1	\$21,900.00	1	\$21,900.00	
	Other Public Improvements Not Listed in 03A-03S (03Z)	4	\$0.00	5	\$180,964.37	9	\$180,964.37	
	Total Public Facilities and Improvements	8	\$49,452.00	13	\$358,896.37	21	\$408,348.37	
	Public Services	Operating Costs of Homeless/AIDS Patients Programs (03T)	0	\$0.00	3	\$16,585.00	3	\$16,585.00
		Senior Services (05A)	0	\$0.00	4	\$16,713.68	4	\$16,713.68
Youth Services (05D)		0	\$0.00	3	\$24,755.00	3	\$24,755.00	
Transportation Services (05E)		0	\$0.00	1	\$18,000.00	1	\$18,000.00	
Services for victims of domestic violence, dating violence, sexual assault or stalking (05G)		0	\$0.00	3	\$21,755.00	3	\$21,755.00	
Employment Training (05H)		0	\$0.00	4	\$22,287.00	4	\$22,287.00	
Child Care Services (05L)		0	\$0.00	4	\$27,021.00	4	\$27,021.00	
Health Services (05M)		0	\$0.00	1	\$7,000.00	1	\$7,000.00	
Abused and Neglected Children (05N)		0	\$0.00	2	\$21,170.00	2	\$21,170.00	
Mental Health Services (05O)		0	\$0.00	3	\$27,420.00	3	\$27,420.00	
Food Banks (05W)		0	\$0.00	1	\$5,585.00	1	\$5,585.00	
Other Public Services Not Listed in 05A-05Y, 03T (05Z)		0	\$0.00	4	\$23,000.00	4	\$23,000.00	
Total Public Services		0	\$0.00	33	\$231,291.68	33	\$231,291.68	



U.S. Department of Housing and Urban Development
 Office of Community Planning and Development
 Integrated Disbursement and Information System
 CDBG Summary of Accomplishments
 Program Year: 2018

DATE: 09-06-19
 TIME: 15:09
 PAGE: 2

GREENWICH

Activity Group	Activity Category	Open Activities		Completed		Program Year Count	Total Activities Disbursed
		Open Count	Disbursed	Count	Disbursed		
General Administration and Planning	Planning (20)	1	\$0.00	0	\$0.00	1	\$0.00
	General Program Administration (21A)	2	\$145,000.00	1	\$137,379.78	3	\$282,379.78
	Total General Administration and Planning	3	\$145,000.00	1	\$137,379.78	4	\$282,379.78
Grand Total		13	\$289,998.20	49	\$1,044,147.04	62	\$1,334,145.24



U.S. Department of Housing and Urban Development
 Office of Community Planning and Development
 Integrated Disbursement and Information System
 CDBG Summary of Accomplishments
 Program Year: 2018

DATE: 09-06-19
 TIME: 15:09
 PAGE: 3

GREENWICH

CDBG Sum of Actual Accomplishments by Activity Group and Accomplishment Type

Activity Group	Matrix Code	Accomplishment Type	Open Count	Completed Count	Program Year Totals
Housing	Rehab; Multi-Unit Residential (14B)	Housing Units	0	21	21
	Rehab; Other Publicly-Owned Residential Buildings (14D)	Housing Units	0	0	0
	Energy Efficiency Improvements (14F)	Housing Units	0	136	136
	Total Housing		0	157	157
Public Facilities and Improvements	Facility for Persons with Disabilities (03B)	Public Facilities	0	200	200
	Homeless Facilities (not operating costs) (03C)	Public Facilities	0	790	790
	Youth Centers (03D)	Public Facilities	0	0	0
	Neighborhood Facilities (03E)	Public Facilities	0	1,224	1,224
	Parks, Recreational Facilities (03F)	Public Facilities	0	472	472
	Other Public Improvements Not Listed in 03A-03S (03Z)	Public Facilities	0	40	40
		Public Facilities	0	201	201
	Total Public Facilities and Improvements		0	2,927	2,927
Public Services	Operating Costs of Homeless/AIDS Patients Programs (03T)	Persons	0	517	517
	Senior Services (05A)	Persons	0	403	403
	Youth Services (05D)	Persons	0	989	989
	Transportation Services (05E)	Persons	0	288	288
	Services for victims of domestic violence, dating violence, sexual assault or stalking (05G)	Persons	0	1,581	1,581
	Employment Training (05H)	Persons	0	888	888
	Child Care Services (05L)	Persons	0	507	507
	Health Services (05M)	Persons	0	17	17
	Abused and Neglected Children (05N)	Persons	0	66	66
	Mental Health Services (05O)	Persons	0	1,247	1,247
	Food Banks (05W)	Persons	0	6,525	6,525
	Other Public Services Not Listed in 05A-05Y, 03T (05Z)	Persons	0	6,587	6,587
	Total Public Services		0	19,615	19,615
Grand Total			0	22,699	22,699



U.S. Department of Housing and Urban Development
 Office of Community Planning and Development
 Integrated Disbursement and Information System
 CDBG Summary of Accomplishments
 Program Year: 2018

DATE: 09-06-19
 TIME: 15:09
 PAGE: 4

GREENWICH

CDBG Beneficiaries by Racial / Ethnic Category

Housing-Non Housing	Race	Total Persons	Total Hispanic		Total Hispanic Households	
			Persons	Total Households		
Housing	White	0	0	96	79	
	Black/African American	0	0	47	0	
	Asian	0	0	14	0	
	Total Housing	0	0	157	79	
Non Housing	White	14,261	8,530	0	0	
	Black/African American	5,705	2,314	0	0	
	Asian	862	5	0	0	
	American Indian/Alaskan Native	26	2	0	0	
	Native Hawaiian/Other Pacific Islander	61	6	0	0	
	American Indian/Alaskan Native & White	5	0	0	0	
	Asian & White	8	1	0	0	
	Black/African American & White	200	46	0	0	
	Amer. Indian/Alaskan Native & Black/African Amer.	7	0	0	0	
	Other multi-racial	1,407	131	0	0	
	Total Non Housing	22,542	11,035	0	0	
	Grand Total	White	14,261	8,530	96	79
		Black/African American	5,705	2,314	47	0
		Asian	862	5	14	0
American Indian/Alaskan Native		26	2	0	0	
Native Hawaiian/Other Pacific Islander		61	6	0	0	
American Indian/Alaskan Native & White		5	0	0	0	
Asian & White		8	1	0	0	
Black/African American & White		200	46	0	0	
Amer. Indian/Alaskan Native & Black/African Amer.		7	0	0	0	
Other multi-racial		1,407	131	0	0	
Total Grand Total		22,542	11,035	157	79	



GREENWICH

CDBG Beneficiaries by Income Category

	Income Levels	Owner Occupied	Renter Occupied	Persons
Housing	Extremely Low (<=30%)	0	3	0
	Low (>30% and <=50%)	0	14	0
	Mod (>50% and <=80%)	0	0	0
	Total Low-Mod	0	17	0
	Non Low-Mod (>80%)	0	4	0
	Total Beneficiaries	0	21	0
Non Housing	Extremely Low (<=30%)	0	0	5,035
	Low (>30% and <=50%)	0	0	5,369
	Mod (>50% and <=80%)	0	0	3
	Total Low-Mod	0	0	10,407
	Non Low-Mod (>80%)	0	0	525
	Total Beneficiaries	0	0	10,932

PR26 – PY2018 Financial Summary Report

This page intentionally left blank.



Office of Community Planning and Development
 U.S. Department of Housing and Urban Development
 Integrated Disbursement and Information System
 PR26 - CDBG Financial Summary Report
 Program Year 2018
 GREENWICH , CT

DATE: 09-06-19
 TIME: 15:10
 PAGE: 1

PART I: SUMMARY OF CDBG RESOURCES

01 UNEXPENDED CDBG FUNDS AT END OF PREVIOUS PROGRAM YEAR	0.00
02 ENTITLEMENT GRANT	803,230.00
03 SURPLUS URBAN RENEWAL	0.00
04 SECTION 108 GUARANTEED LOAN FUNDS	0.00
05 CURRENT YEAR PROGRAM INCOME	0.00
05a CURRENT YEAR SECTION 108 PROGRAM INCOME (FOR SI TYPE)	0.00
06 FUNDS RETURNED TO THE LINE-OF-CREDIT	0.00
06a FUNDS RETURNED TO THE LOCAL CDBG ACCOUNT	420,000.00
07 ADJUSTMENT TO COMPUTE TOTAL AVAILABLE	0.00
08 TOTAL AVAILABLE (SUM, LINES 01-07)	1,223,230.00

PART II: SUMMARY OF CDBG EXPENDITURES

09 DISBURSEMENTS OTHER THAN SECTION 108 REPAYMENTS AND PLANNING/ADMINISTRATION	1,051,765.46
10 ADJUSTMENT TO COMPUTE TOTAL AMOUNT SUBJECT TO LOW/MOD BENEFIT	0.00
11 AMOUNT SUBJECT TO LOW/MOD BENEFIT (LINE 09 + LINE 10)	1,051,765.46
12 DISBURSED IN IDIS FOR PLANNING/ADMINISTRATION	282,379.78
13 DISBURSED IN IDIS FOR SECTION 108 REPAYMENTS	0.00
14 ADJUSTMENT TO COMPUTE TOTAL EXPENDITURES	0.00
15 TOTAL EXPENDITURES (SUM, LINES 11-14)	1,334,145.24
16 UNEXPENDED BALANCE (LINE 08 - LINE 15)	(110,915.24)

PART III: LOWMOD BENEFIT THIS REPORTING PERIOD

17 EXPENDED FOR LOW/MOD HOUSING IN SPECIAL AREAS	0.00
18 EXPENDED FOR LOW/MOD MULTI-UNIT HOUSING	0.00
19 DISBURSED FOR OTHER LOW/MOD ACTIVITIES	639,640.05
20 ADJUSTMENT TO COMPUTE TOTAL LOW/MOD CREDIT	0.00
21 TOTAL LOW/MOD CREDIT (SUM, LINES 17-20)	639,640.05
22 PERCENT LOW/MOD CREDIT (LINE 21/LINE 11)	60.82%

LOW/MOD BENEFIT FOR MULTI-YEAR CERTIFICATIONS

23 PROGRAM YEARS(PY) COVERED IN CERTIFICATION	PY: PY: PY:
24 CUMULATIVE NET EXPENDITURES SUBJECT TO LOW/MOD BENEFIT CALCULATION	0.00
25 CUMULATIVE EXPENDITURES BENEFITING LOW/MOD PERSONS	0.00
26 PERCENT BENEFIT TO LOW/MOD PERSONS (LINE 25/LINE 24)	0.00%

PART IV: PUBLIC SERVICE (PS) CAP CALCULATIONS

27 DISBURSED IN IDIS FOR PUBLIC SERVICES	231,291.68
28 PS UNLIQUIDATED OBLIGATIONS AT END OF CURRENT PROGRAM YEAR	0.00
29 PS UNLIQUIDATED OBLIGATIONS AT END OF PREVIOUS PROGRAM YEAR	0.00
30 ADJUSTMENT TO COMPUTE TOTAL PS OBLIGATIONS	0.00
31 TOTAL PS OBLIGATIONS (LINE 27 + LINE 28 - LINE 29 + LINE 30)	231,291.68
32 ENTITLEMENT GRANT	803,230.00
33 PRIOR YEAR PROGRAM INCOME	0.00
34 ADJUSTMENT TO COMPUTE TOTAL SUBJECT TO PS CAP	0.00
35 TOTAL SUBJECT TO PS CAP (SUM, LINES 32-34)	803,230.00
36 PERCENT FUNDS OBLIGATED FOR PS ACTIVITIES (LINE 31/LINE 35)	28.80%

PART V: PLANNING AND ADMINISTRATION (PA) CAP

37 DISBURSED IN IDIS FOR PLANNING/ADMINISTRATION	282,379.78
38 PA UNLIQUIDATED OBLIGATIONS AT END OF CURRENT PROGRAM YEAR	0.00
39 PA UNLIQUIDATED OBLIGATIONS AT END OF PREVIOUS PROGRAM YEAR	0.00
40 ADJUSTMENT TO COMPUTE TOTAL PA OBLIGATIONS	0.00
41 TOTAL PA OBLIGATIONS (LINE 37 + LINE 38 - LINE 39 +LINE 40)	282,379.78
42 ENTITLEMENT GRANT	803,230.00
43 CURRENT YEAR PROGRAM INCOME	0.00
44 ADJUSTMENT TO COMPUTE TOTAL SUBJECT TO PA CAP	0.00
45 TOTAL SUBJECT TO PA CAP (SUM, LINES 42-44)	803,230.00
46 PERCENT FUNDS OBLIGATED FOR PA ACTIVITIES (LINE 41/LINE 45)	35.16%



Office of Community Planning and Development
 U.S. Department of Housing and Urban Development
 Integrated Disbursement and Information System
 PR26 - CDBG Financial Summary Report
 Program Year 2018
 GREENWICH , CT

DATE: 09-06-19
 TIME: 15:10
 PAGE: 2

LINE 17 DETAIL: ACTIVITIES TO CONSIDER IN DETERMINING THE AMOUNT TO ENTER ON LINE 17

Report returned no data.

LINE 18 DETAIL: ACTIVITIES TO CONSIDER IN DETERMINING THE AMOUNT TO ENTER ON LINE 18

Plan Year	IDIS Project	IDIS Activity	Activity Name	Matrix Code	National Objective	Drawn Amount
2017	22	658	PY2017 Housing Authority of the Town of Greenwich - McKinney Terrace I Painting and Upgrade	14B	LMH	\$90,000.00
2018	20	659	PY2018 Housing Authority of the Town of Greenwich - McKinney Terrace I Boiler Replacement	14B	LMH	\$77,275.00
				14B	Matrix Code	\$167,275.00
2016	14	610	PY2016 Housing Authority of the Town of Greenwich - MKTII Exterior Cornice and Gable Repair	14D	LMH	\$5,546.20
				14D	Matrix Code	\$5,546.20
2015	17	583	Housing Authority of the Town of Greenwich - Armstrong Court Boiler Replacement (Phase II)	14F	LMH	\$239,304.21
				14F	Matrix Code	\$239,304.21
Total						\$412,125.41

LINE 19 DETAIL: ACTIVITIES INCLUDED IN THE COMPUTATION OF LINE 19

Plan Year	IDIS Project	IDIS Activity	Voucher Number	Activity Name	Matrix Code	National Objective	Drawn Amount
2017	23	640	6214246	PY2017 Inspirica - Center for Children and Families Elevator	03C	LMC	\$59,452.00
2017	26	639	6151871	PY2017 Shelter for the Homeless - Emergency Shelter Bed Replacement	03C	LMC	\$12,162.00
					03C	Matrix Code	\$71,614.00
2016	26	609	6242427	PY2016 Greenwich Historical Society - Installation of a Handicapped-Accessible Elevator (Phase I)	03E	LMC	\$25,000.00
2017	17	636	6117023	PY2017 Abilis - HQ Parking Lot Expansion and Repaving Project	03E	LMC	\$63,502.00
2017	21	657	6242427	PY2017 Greenwich Historical Society - Bush Holley House Elevator Phase II	03E	LMC	\$24,452.00
2017	25	637	6117023	PY2017 Pathways Group Home Emergency Generator	03E	LMC	\$6,933.00
2017	25	637	6151871	PY2017 Pathways Group Home Emergency Generator	03E	LMC	\$6,933.00
2018	25	661	6254391	PY2018R Boys & Girls Club of Greenwich - Roof Repair	03E	LMC	\$7,050.00
					03E	Matrix Code	\$133,870.00
2018	18	660	6254391	PY2018 Boys and Girls Club of Greenwich - Camp Simmons Pool Fence	03F	LMC	\$21,900.00
					03F	Matrix Code	\$21,900.00
2017	8	627	6117023	PY2017 Inspirica - Womens Housing Program Case Manager and Life Planning Coach	03T	LMC	\$5,000.00
2017	15	634	6151871	PY2017 Shelter for the Homeless - Emergency Meals Program	03T	LMC	\$6,000.00
2018	15	655	6242427	PY2018 Pacific House - Emergency Meals Program	03T	LMC	\$5,585.00
					03T	Matrix Code	\$16,585.00
2015	21	587	6117023	Parsonage Cottage Home for the Aged - Ramp Relocation/Porch Extension/Dining Room Project	03Z	LMC	\$30,000.00
2016	17	614	6254391	PY2016 Parsonage Cottage Home for the Aged - Boiler and Hot Water Heating System Replacement	03Z	LMC	\$103,834.37
2016	22	616	6117023	PY2016 YMCA of Greenwich - St. Roch's Childcare Center Flooring Replacement	03Z	LMC	\$39,260.00
2016	25	607	6151871	PY2016 Domus Kids - Domus House Renovation (Fire Doors, Privacy Knobs/Locks)	03Z	LMC	\$7,870.00
					03Z	Matrix Code	\$180,964.37
2017	7	626	6117023	PY2017 Greenwich Adult Day Care - River House Wellness Therapy Program	05A	LMC	\$5,900.00
2018	7	649	6242427	PY2018 Greenwich Adult Daycare Center (GADC) - River House Saturday Night Lights	05A	LMC	\$5,228.68



Office of Community Planning and Development
 U.S. Department of Housing and Urban Development
 Integrated Disbursement and Information System
 PR26 - CDBG Financial Summary Report
 Program Year 2018
 GREENWICH , CT

DATE: 09-06-19
 TIME: 15:10
 PAGE: 4

LINE 27 DETAIL: ACTIVITIES INCLUDED IN THE COMPUTATION OF LINE 27

Plan Year	IDIS Project	IDIS Activity	Voucher Number	Activity Name	Matrix Code	National Objective	Drawn Amount
2017	8	627	6117023	PY2017 Inspirica - Womens Housing Program Case Manager and Life Planning Coach	03T	LMC	\$5,000.00
2017	15	634	6151871	PY2017 Shelter for the Homeless - Emergency Meals Program	03T	LMC	\$6,000.00
2018	15	655	6242427	PY2018 Pacific House - Emergency Meals Program	03T	LMC	\$5,585.00
					03T	Matrix Code	\$16,585.00
2017	7	626	6117023	PY2017 Greenwich Adult Day Care - River House Wellness Therapy Program	05A	LMC	\$5,900.00
2018	7	649	6242427	PY2018 Greenwich Adult Daycare Center (GADC) - River House Saturday Night Lights	05A	LMC	\$5,228.68
2018	12	644	6242427	PY2018 Meals on Wheels of Greenwich - Food Service Program	05A	LMC	\$5,585.00
					05A	Matrix Code	\$16,713.68
2017	2	621	6117023	PY2017 Community Centers, Inc. - Comprehensive Educational Program	05D	LMC	\$8,000.00
2018	2	641	6214246	PY2018 Community Centers, Inc. - Comprehensive Educational Program	05D	LMC	\$5,585.00
2018	13	643	6242427	PY2018 Neighbor to Neighbor - Summer Supplement Program	05D	LMC	\$11,170.00
					05D	Matrix Code	\$24,755.00
2016	30	618	6117023	PY2016 - TAG Acquisition of a Handicapped-Accessible Vehicle	05E	LMC	\$18,000.00
					05E	Matrix Code	\$18,000.00
2017	16	635	6117023	PY2017 YWCA of Greenwich - DAS Crisis Intervention Services	05G	LMC	\$5,000.00
2018	8	650	6254391	PY2018 Inspirica, Inc. - Womens Housing Program Case Manger/Life Planning Coach	05G	LMC	\$5,585.00
2018	16	653	6242427	PY2018 YWCA Greenwich - Domestic Violence Crisis Intervention Services	05G	LMC	\$11,170.00
					05G	Matrix Code	\$21,755.00
2017	5	624	6117023	PY2017 Family Centers, Inc. - RITE Program	05H	LMC	\$5,000.00
2017	9	628	6117023	PY2017 Inspirica - Jumpstart Career Program Employment Specialist	05H	LMCSV	\$5,000.00
2018	5	648	6242427	PY2018 Family Centers, inc. - Reaching Independence Through Employment (RITE) Program	05H	LMC	\$6,702.00
2018	9	651	6254391	PY2018 Inspirica, Inc. - Jumpstart Career Program Employment Specialist	05H	LMC	\$5,585.00
					05H	Matrix Code	\$22,287.00
2017	4	623	6117023	PY2017 Family Centers, Inc. - Greenwich Armstrong Court Preschool Program	05L	LMC	\$7,500.00
2017	14	633	6117023	PY2017 Old Greenwich Riverside Community Center - OGRCC Childcare Program	05L	LMC	\$5,000.00
2018	4	647	6242427	PY2018 Family Centers, Inc. - Armstrong Court Preschools	05L	LMC	\$7,819.00
2018	14	652	6242427	PY2018 Old Greenwich Riverside Community Center - Childcare Scholarship Program	05L	LMC	\$6,702.00
					05L	Matrix Code	\$27,021.00
2017	3	622	6151871	PY2017 Community Health Center, Inc. - Senior Dental Assistance Program	05M	LMC	\$7,000.00
					05M	Matrix Code	\$7,000.00
2017	11	630	6117023	PY2017 Kids in Crisis - Crisis Nursery Emergency Services	05N	LMC	\$10,000.00
2018	11	656	6242427	PY2018 Kids in Crisis - Safe Haven for Kids	05N	LMC	\$11,170.00
					05N	Matrix Code	\$21,170.00
2017	1	620	6117023	PY2017 Child Guidance Center - Mental Health Assessment, Treatment & Support Services	05O	LMC	\$16,250.00
2018	1	645	6242427	PY2018 Child Guidance Center - Mental Health Services	05O	LMC	\$11,170.00
					05O	Matrix Code	\$27,420.00



Office of Community Planning and Development
 U.S. Department of Housing and Urban Development
 Integrated Disbursement and Information System
 PR26 - CDBG Financial Summary Report
 Program Year 2018
 GREENWICH , CT

DATE: 09-06-19
 TIME: 15:10
 PAGE: 5

Plan Year	IDIS Project	IDIS Activity	Voucher Number	Activity Name	Matrix Code	National Objective	Drawn Amount
2018	6	642	6214246	PY2018 Food Bank of Lower Fairfield County - Food Bank Program Administrative Support	05W	LMC	\$5,585.00
					05W	Matrix Code	\$5,585.00
2017	6	625	6117023	PY2017 Food Bank of Lower Fairfield County - Food Bank Program Admin Support	05Z	LMC	\$5,000.00
2017	10	629	6151871	PY2017 Jewish Family Services - Supermarketing for Seniors Program	05Z	LMC	\$5,000.00
2017	12	631	6117023	PY2017 Meals-on-Wheels of Greenwich - Food Service Program	05Z	LMC	\$5,000.00
2017	13	632	6117023	PY2017 Neighbor-to-Neighbor - Summer Supplement Program	05Z	LMC	\$8,000.00
					05Z	Matrix Code	\$23,000.00
Total							\$231,291.68

LINE 37 DETAIL: ACTIVITIES INCLUDED IN THE COMPUTATION OF LINE 37

Plan Year	IDIS Project	IDIS Activity	Voucher Number	Activity Name	Matrix Code	National Objective	Drawn Amount
2017	28	638	6119039	PY2017 CDBG Planning and Administration	21A		\$137,379.78
2018	23	654	6242427	PY2018 CDBG Administration	21A		\$145,000.00
					21A	Matrix Code	\$282,379.78
Total							\$282,379.78